



**SECURITIES AND EXCHANGE COMMISSION**  
Protecting Investors in the Capital Markets

Date

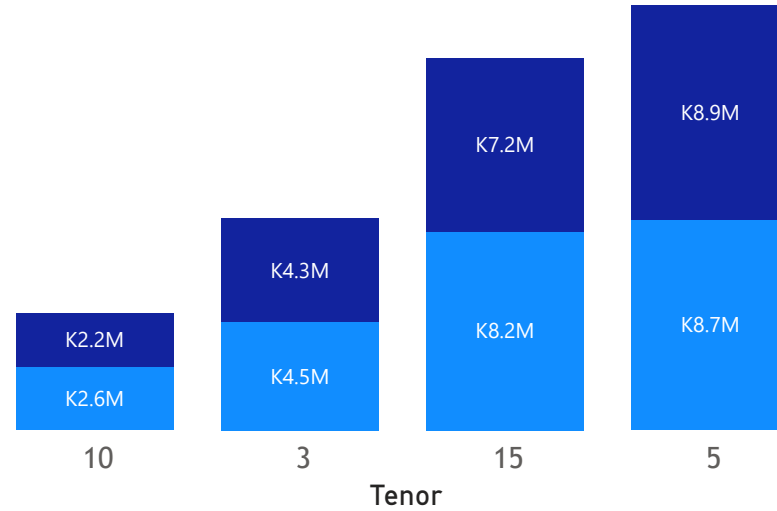
Thursday, 21 November 2024

# GRZ Bonds Secondary Market Trade Summary Report

## Consideration and Nominal Value

● Nominal Value ● Market Value

Nominal Value and Market Value



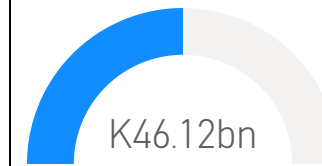
## Range of Trade Prices (ZMW)\*

Tenor	Min	Max
3	95.28	96.24
5	86.54	120.11
10	75.30	107.85
15	62.42	138.45

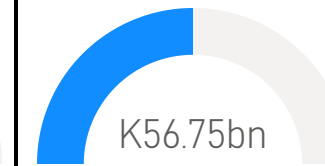
## Range of Yields Rates\*

Tenor	Min	Max
3	27.10	30.14
5	18.60	23.01
10	19.84	22.85
15	19.88	25.51

## Market Value YTD



## Nominal Value YTD



## YTD trades



**K24.1M**

Total Nominal Value

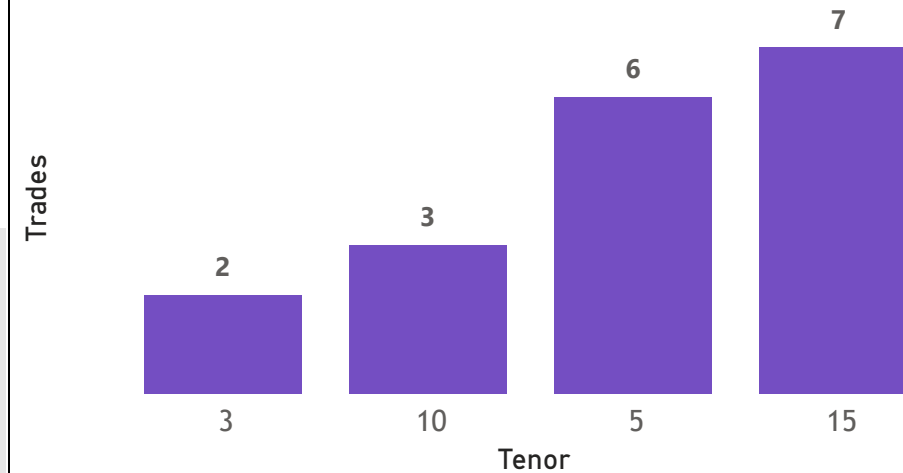
**K22.5M**

Total Market Value

**18**

Number of Trades

## No. of Trades by Tenor



## Primary Market October 25 2024 Auction

Tenor	Cut- Off Yield Rate	Coupon Rates	Range of Successful Yield Rates
2 Years	16.50	16.50	15.000-16.5000
3 Years	19.99	19.99	10.0000-19.9900
5 Years	21.49	21.49	23.0000-21.4900
7 Years	21.50	21.50	19.0000-21.5000
10 Years	22.50	22.50	20.0000-22.5000
15 Years	23.49	23.49	20.0000-23.4900

\*Disclaimer: This content is prepared from information received by the Commission through third-party reports. The range of prices by tenor and range of yields by tenor are based on dealer submissions. The content is indicative and intended for informational purposes only and shall not in any way be deemed to be investment advice, guidance or recommendation of the SEC. Users are responsible for making investment decisions and are advised to obtain independent professional advice before acting on or using this information.

# GRZ Bonds Secondary Market Trade Summary Report

ISIN Code	Coupon Rate	Issue Date	Maturity Date	Trade Date/ Valuation Date	Years To Maturity	Nominal Value	Market Value	Min Trade Price	Max Trade Price	Min Yield	Max Yield
ZM1000004383	14	01/06/2020	01/06/2035	20/11/2024	10	K833,000.00	K659,665.70	79.19	79.19	20.42	20.42
ZM1000006545	23.5	02/09/2024	02/09/2029	18/11/2024	4	K3,810,000.00	K4,299,835.16	111.32	120.11	18.60	21.33
ZM1000006578	28.35	02/09/2024	02/09/2039	15/11/2024	14	K1,489,000.00	K1,999,731.22	134.30	134.30	21.77	21.77
ZM1000006578	28.35	02/09/2024	02/09/2039	18/11/2024	14	K361,000.00	K499,800.46	138.45	138.45	21.05	21.05
ZM1000006172	24.97	19/02/2024	19/02/2034	21/11/2024	9	K70,000.00	K79,996.16	107.85	107.85	22.85	22.85
ZM1000005901	13	21/08/2023	21/08/2033	18/11/2024	8	K1,327,000.00	K999,285.57	75.30	75.30	19.84	19.84
ZM1000004748	14	22/03/2021	22/03/2036	15/11/2024	11	K920,000.00	K699,745.69	76.06	76.06	19.88	19.88
ZM1000005182	10	23/03/2022	23/03/2025	15/11/2024	0	K1,240,000.00	K1,181,489.87	95.28	95.28	30.14	30.14
ZM1000005182	10	23/03/2022	23/03/2025	18/11/2024	0	K3,231,000.00	K3,109,557.64	96.24	96.24	27.10	27.10
ZM1000001967	14	26/11/2012	23/11/2027	15/11/2024	3	K509,000.00	K450,088.17	88.43	88.43	22.84	22.84
ZM1000005851	14	24/07/2023	24/07/2038	15/11/2024	13	K3,382,000.00	K2,399,870.02	70.96	70.96	21.75	21.75
ZM1000004656	11	25/01/2021	25/01/2026	15/11/2024	1	K2,855,000.00	K2,616,575.07	91.65	91.65	23.01	23.01
ZM1000004680	14	25/01/2021	25/01/2036	18/11/2024	11	K743,000.00	K463,805.00	62.42	62.42	25.51	25.51
ZM1000005075	11	27/12/2021	27/12/2026	20/11/2024	2	K1,285,000.00	K1,112,080.12	86.54	86.54	22.04	22.04
ZM1000006669	21.49	28/10/2024	28/10/2029	15/11/2024	4	K779,000.00	K844,725.51	108.44	108.44	19.19	19.19
ZM1000002999	13	29/08/2016	29/08/2026	15/11/2024	1	K1,243,000.00	K1,132,709.41	91.13	91.13	21.30	21.30

Disclaimer: This content is prepared from information received by the Commission through third-party reports. The content is indicative and intended for informational purposes only and shall not in any way be deemed to be investment advice, guidance or recommendation of the SEC. Users are responsible for making investment decisions and are advised to obtain independent professional advice before acting on or using this information.