



**SECURITIES AND EXCHANGE COMMISSION**  
Protecting Investors in the Capital Markets

Date

< Wednesday, 20 November 2024 >

**K177.5M**

Total Nominal Value

**K179.7M**

Total Market Value

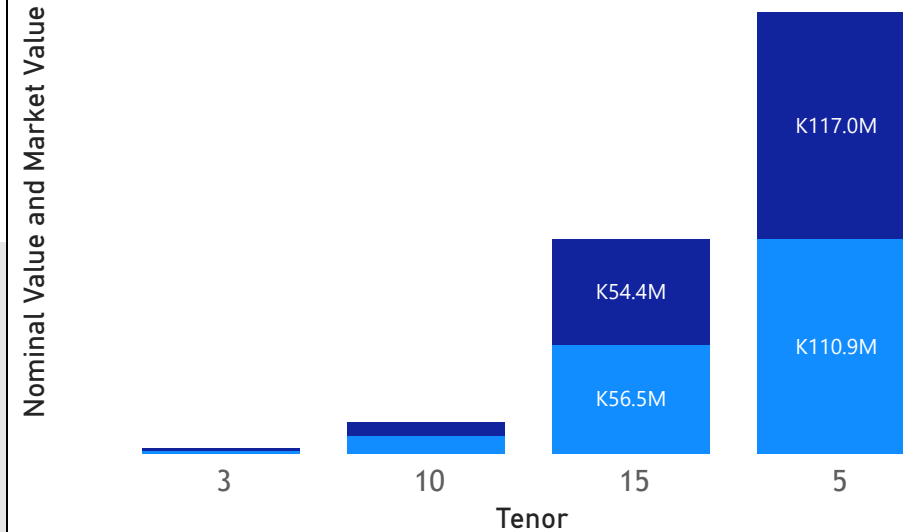
**52**

Number of Trades

# GRZ Bonds Secondary Market Trade Summary Report

## Consideration and Nominal Value

● Nominal Value ● Market Value



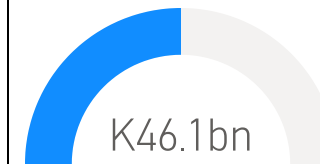
## Range of Trade Prices (ZMW)\*

Tenor	Min	Max
3	95.28	95.28
5	86.54	108.44
10	71.68	94.88
15	59.64	135.84

## Range of Yields Rates\*

Tenor	Min	Max
3	30.14	30.14
5	19.19	23.01
10	18.50	22.25
15	18.03	25.90

## Market Value YTD



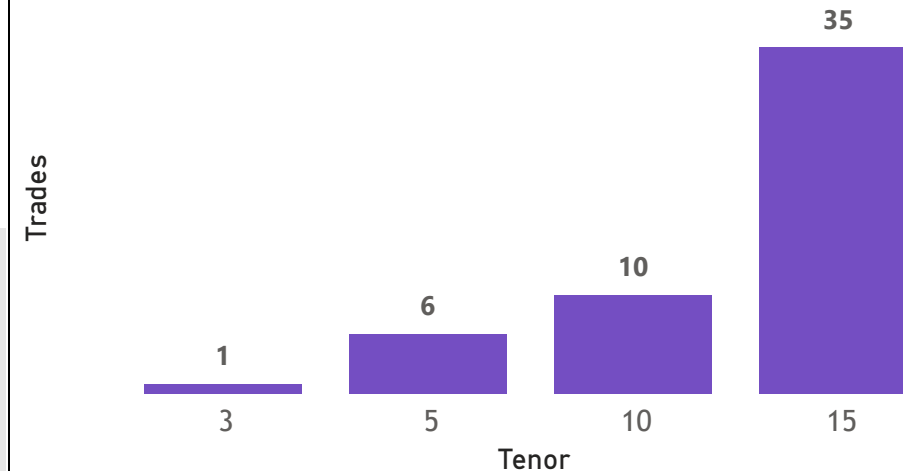
## Nominal Value YTD



## YTD trades



## No. of Trades by Tenor



## Primary Market October 25 2024 Auction

Tenor	Cut- Off Yield Rate	Coupon Rates	Range of Successful Yield Rates
2 Years	16.50	16.50	15.000-16.5000
3 Years	19.99	19.99	10.0000-19.9900
5 Years	21.49	21.49	23.0000-21.4900
7 Years	21.50	21.50	19.0000-21.5000
10 Years	22.50	22.50	20.0000-22.5000
15 Years	23.49	23.49	20.0000-23.4900

\*Disclaimer: This content is prepared from information received by the Commission through third-party reports. The range of prices by tenor and range of yields by tenor are based on dealer submissions. The content is indicative and intended for informational purposes only and shall not in any way be deemed to be investment advice, guidance or recommendation of the SEC. Users are responsible for making investment decisions and are advised to obtain independent professional advice before acting on or using this information.



# GRZ Bonds Secondary Market Trade Summary Report

ISIN Code	Coupon Rate	Issue Date	Maturity Date	Trade Date/ Valuation Date	Years To Maturity	Nominal Value	Market Value	Min Trade Price	Max Trade Price	Min Yield	Max Yield
ZM1000004383	14	01/06/2020	01/06/2035	11/04/2024	11	K1,424,000.00	K1,129,550.43	79.32	79.32	20.18	20.18
ZM1000004383	14	01/06/2020	01/06/2035	15/11/2024	10	K896,000.00	K709,556.38	79.19	79.19	20.42	20.42
ZM1000004383	14	01/06/2020	01/06/2035	18/11/2024	10	K1,264,000.00	K999,914.35	79.11	79.11	20.42	20.42
ZM1000004383	14	01/06/2020	01/06/2035	19/11/2024	10	K88,000.00	K69,564.10	79.05	79.05	20.45	20.45
ZM1000006636	27.75	01/10/2024	01/10/2039	10/04/2024	15	K19,500,000.00	K21,975,897.37	112.70	112.70	24.60	24.60
ZM1000006636	27.75	01/10/2024	01/10/2039	11/03/2024	15	K10,000,000.00	K10,717,228.22	107.17	107.17	25.90	25.90
ZM1000006636	27.75	01/10/2024	01/10/2039	20/11/2024	14	K662,594.00	K899,999.78	135.84	135.84	20.75	20.75
ZM1000006578	28.35	02/09/2024	02/09/2039	15/11/2024	14	K1,489,000.00	K1,999,731.22	134.30	134.30	21.77	21.77
ZM1000005737	14	05/02/2023	05/02/2038	20/11/2024	13	K130,000.00	K78,429.66	59.64	59.64	24.25	24.25
ZM1000003252	14	05/07/2017	05/07/2032	20/11/2024	7	K323,940.00	K245,054.66	75.58	75.58	22.25	22.25
ZM1000002643	14	16/02/2015	16/02/2030	20/11/2024	5	K148,594.00	K130,000.21	83.77	83.77	19.00	19.00
ZM1000003997	13	17/12/2018	17/12/2028	15/11/2024	4	K584,000.00	K498,972.90	85.44	85.44	20.50	20.50
ZM1000003997	13	17/12/2018	17/12/2028	19/11/2024	4	K1,128,000.00	K999,361.16	88.60	88.60	19.15	19.15
ZM1000005455	13	19/09/2022	19/09/2032	20/11/2024	7	K799,184.00	K599,999.00	75.11	75.11	20.00	20.00
ZM1000004979	13	20/09/2021	20/09/2031	15/11/2024	6	K167,000.00	K119,701.10	71.68	71.68	21.75	21.75
ZM1000005919	14	21/08/2023	21/08/2038	15/11/2024	13	K68,000.00	K49,880.59	73.35	73.35	20.65	20.65
ZM1000005919	14	21/08/2023	21/08/2038	28/05/2024	14	K1,363,000.00	K999,645.99	66.25	66.25	20.63	20.63
ZM1000003062	14	21/11/2016	21/11/2031	15/11/2024	7	K57,000.00	K49,652.57	87.11	87.11	19.30	19.30
ZM1000004748	14	22/03/2021	22/03/2036	13/11/2024	11	K1,315,000.00	K999,601.21	76.02	76.02	19.87	19.87
ZM1000004748	14	22/03/2021	22/03/2036	15/11/2024	11	K985,000.00	K749,184.25	76.06	76.06	19.88	19.88
ZM1000004748	14	22/03/2021	22/03/2036	20/10/2024	11	K265,000.00	K199,671.00	75.35	75.35	19.87	19.87
ZM1000004748	14	22/03/2021	22/03/2036	31/10/2024	11	K2,771,000.00	K1,999,951.83	72.17	72.17	20.86	20.86

Disclaimer: This content is prepared from information received by the Commission through third-party reports. The content is indicative and intended for informational purposes only and shall not in any way be deemed to be investment advice, guidance or recommendation of the SEC. Users are responsible for making investment decisions and are advised to obtain independent professional advice before acting on or using this information.