



SECURITIES AND EXCHANGE COMMISSION
Protecting Investors in the Capital Markets

Date

< Monday, 16 December 2024 >

K1.4bn

Total Nominal Value

K1.4bn

Total Market Value

65

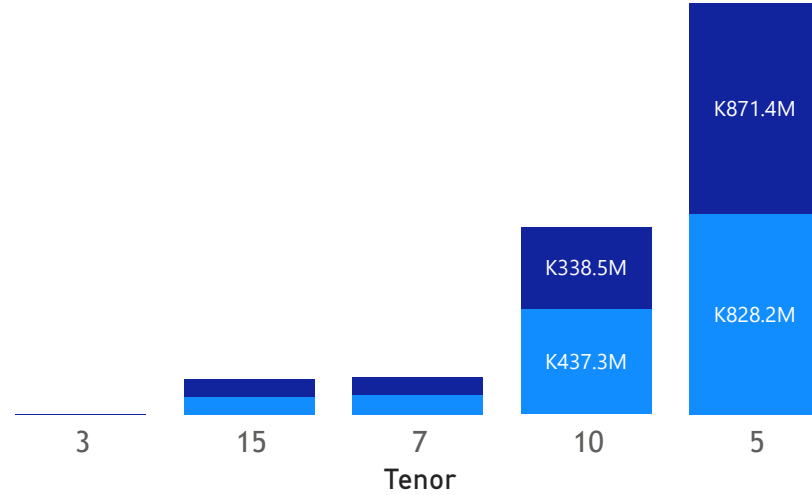
Number of Trades

GRZ Bonds Secondary Market Trade Summary Report

Consideration and Nominal Value

● Nominal Value ● Market Value

Nominal Value and Market Value




Range of Trade Prices (ZMW)*

Tenor	Min	Max
3	99.76	99.76
5	76.71	110.97
7	92.67	92.67
10	66.26	98.06
15	64.48	99.89

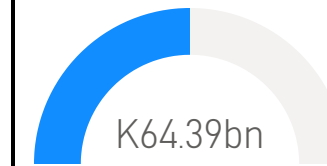
Range of Yields Rates*

Tenor	Min	Max
3	20.50	20.50
5	17.00	24.98
7	16.52	16.52
10	16.66	23.90
15	20.14	24.50

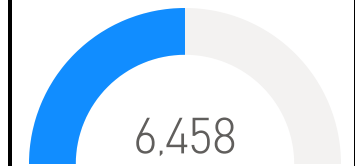
Market Value YTD



Nominal Value YTD

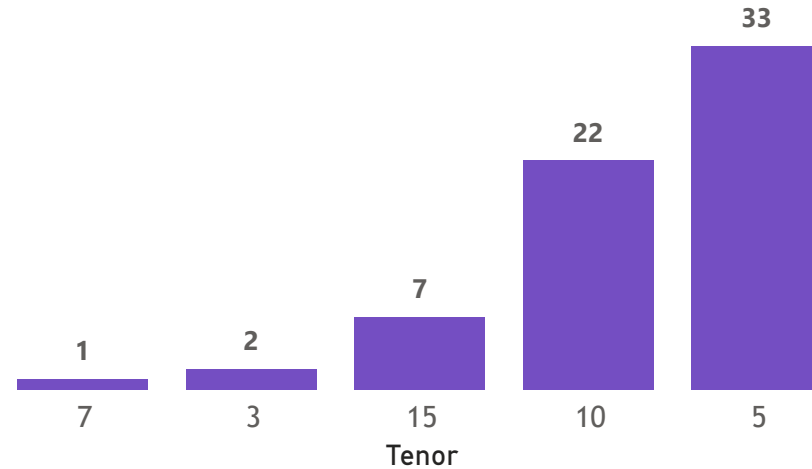


YTD trades



No. of Trades by Tenor

Trades



Primary Market November 22 2024 Auction

Tenor	Cut- Off Yield Rate	Coupon Rates	Range of Successful Yield Rates
2 Years	16.50	16.50	0.1500-16.5000
3 Years	19.90	19.90	0.2000-19.9000
5 Years	20.74	20.74	10.0000-20.7400
7 Years	21.50	21.50	16.0000-21.5000
10 Years	22.50	22.50	10.0000-22.5000
15 Years	23.29	23.29	5.0000-23.2900

*Disclaimer: This content is prepared from information received by the Commission through third-party reports. The range of prices by tenor and range of yields by tenor are based on dealer submissions. The content is indicative and intended for informational purposes only and shall not in any way be deemed to be investment advice, guidance or recommendation of the SEC. Users are responsible for making investment decisions and are advised to obtain independent professional advice before acting on or using this information.

GRZ Bonds Secondary Market Trade Summary Report

ISIN Code	Coupon Rate	Issue Date	Maturity Date	Trade Date/ Valuation Date	Years To Maturity	Nominal Value	Market Value	Min Trade Price	Max Trade Price	Min Yield	Max Yield
ZM1000004383	14	01/06/2020	01/06/2035	11/12/2024	10	K413,000.00	K299,955.88	72.63	72.63	20.60	20.60
ZM1000006602	23.5	01/10/2024	01/10/2029	30/09/2024	5	K145,000,000.00	K161,731,599.66	106.58	106.58	21.20	21.20
ZM1000004193	12	02/12/2019	02/12/2026	02/12/2019	7	K79,000,000.00	K73,573,311.44	92.67	92.67	16.52	16.52
ZM1000003351	13	18/12/2017	18/12/2027	11/12/2024	3	K122,000.00	K119,628.41	98.06	98.06	16.66	16.66
ZM1000003351	13	18/12/2017	18/12/2027	18/12/2017	10	K34,870,000.00	K31,794,213.19	84.73	84.73	20.00	20.00
ZM1000006099	22	22/01/2024	22/01/2029	16/12/2024	4	K279,300,000.00	K315,879,283.97	103.80	104.22	20.40	20.55
ZM1000005885	11	21/08/2023	24/07/2028	21/08/2023	4	K49,334,000.00	K39,583,740.23	76.71	76.71	20.25	20.25
ZM1000005851	14	24/07/2023	24/07/2038	16/12/2024	13	K1,235,076.00	K796,864.86	64.48	64.48	24.50	24.50
ZM1000004656	11	25/01/2021	25/01/2026	11/12/2024	1	K1,127,000.00	K1,030,289.04	91.42	91.42	24.98	24.98
ZM1000004656	11	25/01/2021	25/01/2026	12/06/2024	1	K100,000,000.00	K97,765,641.10	97.77	97.77	17.50	17.50
ZM1000004656	11	25/01/2021	25/01/2026	25/01/2021	5	K150,000,000.00	K145,926,889.01	92.73	93.37	17.80	18.50
ZM1000004672	13	25/01/2021	25/01/2031	04/12/2024	6	K14,938,000.00	K10,316,981.88	69.07	69.07	23.75	23.75
ZM1000004672	13	25/01/2021	25/01/2031	12/10/2024	6	K24,030,000.00	K18,265,920.28	76.01	76.01	21.75	21.75
ZM1000004672	13	25/01/2021	25/01/2031	25/01/2021	10	K226,000,000.00	K176,720,625.69	73.07	73.07	21.01	21.01
ZM1000004680	14	25/01/2021	25/01/2036	11/12/2024	11	K1,113,000.00	K874,702.11	78.59	78.59	20.14	20.14
ZM1000006750	23.29	25/11/2024	25/11/2039	12/12/2024	15	K46,300,000.00	K46,871,236.72	99.89	99.89	21.75	23.30
ZM1000006750	23.29	25/11/2024	25/11/2039	25/11/2024	15	K23,150,000.00	K23,292,875.46	99.28	99.28	23.45	23.45
ZM1000005810	13	26/06/2023	26/06/2033	16/12/2024	8	K48,000,000.00	K34,880,828.72	66.26	66.54	21.80	21.90
ZM1000005810	13	26/06/2023	26/06/2033	19/12/2024	8	K48,000,000.00	K35,141,374.36	66.54	67.35	21.51	21.80
ZM1000005307	10	27/06/2022	27/06/2025	16/12/2024	0	K100,218.00	K100,001.06	99.76	99.76	20.50	20.50
ZM1000005091	13	27/12/2021	27/12/2031	16/12/2024	7	K129,050.00	K100,002.74	77.48	77.48	21.00	21.00
ZM1000005091	13	27/12/2021	27/12/2031	27/12/2021	10	K39,397,000.00	K29,399,036.96	68.50	68.50	22.00	22.00

Disclaimer: This content is prepared from information received by the Commission through third-party reports. The content is indicative and intended for informational purposes only and shall not in any way be deemed to be investment advice, guidance or recommendation of the SEC. Users are responsible for making investment decisions and are advised to obtain independent professional advice before acting on or using this information.