



SECURITIES AND EXCHANGE COMMISSION
Protecting Investors in the Capital Markets

Date

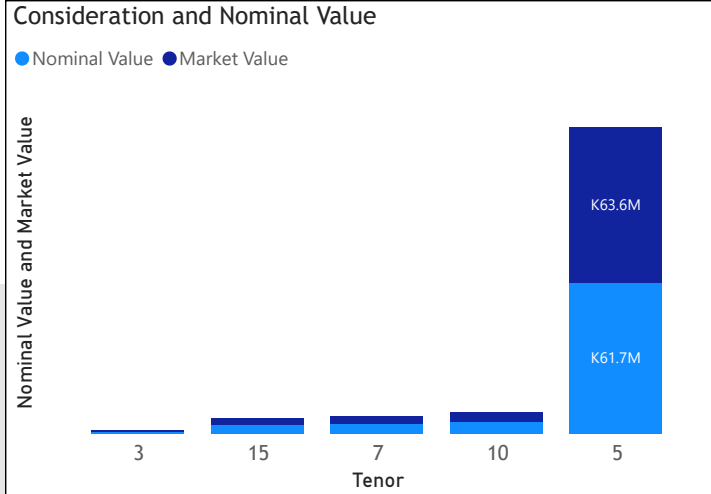
< Friday, 15 November 2024 >

K74.7M
Total Nominal Value

K74.0M
Total Market Value

33
Number of Trades

GRZ Bonds Secondary Market Trade Summary Report

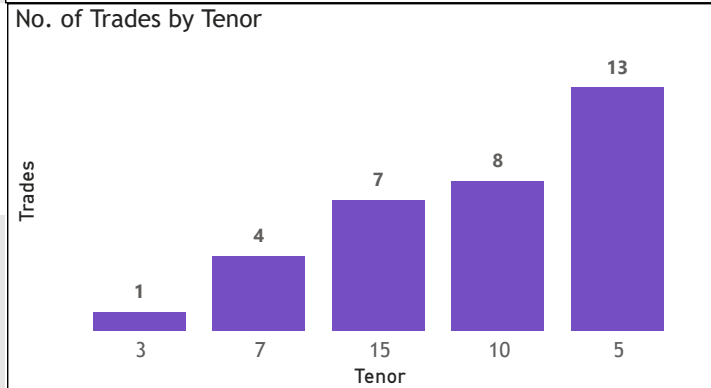
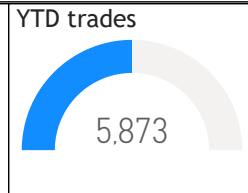
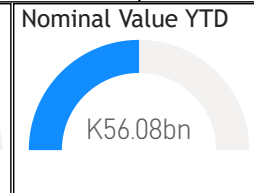
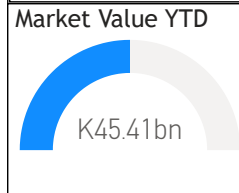


Range of Trade Prices (ZMW)*

Tenor	Min	Max
3	96.28	96.28
5	82.34	107.64
7	71.24	88.77
10	69.20	91.92
15	65.87	111.30

Range of Yields Rates*

Tenor	Min	Max
3	25.52	25.52
5	15.25	22.91
7	21.74	23.75
10	18.50	23.61
15	23.50	24.82



Primary Market October 25 2024 Auction

Tenor	Cut- Off Yield Rate	Coupon Rates	Range of Successful Yield Rates
2 Years	16.50	16.50	15.000-16.5000
3 Years	19.99	19.99	10.0000-19.9900
5 Years	21.49	21.49	23.0000-21.4900
7 Years	21.50	21.50	19.0000-21.5000
10 Years	22.50	22.50	20.0000-22.5000
15 Years	23.49	23.49	20.0000-23.4900

*Disclaimer: This content is prepared from information received by the Commission through third-party reports. The range of prices by tenor and range of yields by tenor are based on dealer submissions. The content is indicative and intended for informational purposes only and shall not in any way be deemed to be investment advice, guidance or recommendation of the SEC. Users are responsible for making investment decisions and are advised to obtain independent professional advice before acting on or using this information.



GRZ Bonds Secondary Market Trade Summary Report

ISIN Code	Coupon Rate	Issue Date	Maturity Date	Trade Date/ Valuation Date	Years To Maturity	Nominal Value	Market Value	Min Trade Price	Max Trade Price	Min Yield	Max Yield
ZM1000006636	27.75	01/10/2024	01/10/2039	15/11/2024	14	K110,000.00	K126,276.59	111.30	111.30	24.82	24.82
ZM1000005000	12	01/11/2021	01/11/2028	11/11/2024	3	K1,480,000.00	K1,054,378.60	71.24	71.24	23.75	23.75
ZM1000005000	12	01/11/2021	01/11/2028	12/11/2024	3	K330,000.00	K240,130.68	72.77	72.77	23.01	23.01
ZM1000003112	13	05/12/2016	05/12/2026	12/11/2024	2	K1,326,000.00	K1,216,962.75	91.78	91.78	21.81	21.81
ZM1000003997	13	17/12/2018	17/12/2028	15/11/2024	4	K584,000.00	K498,972.90	79.88	79.88	20.50	20.50
ZM1000003351	13	18/12/2017	18/12/2027	12/11/2024	3	K1,374,000.00	K1,167,990.21	85.01	85.01	22.45	22.45
ZM1000004979	13	20/09/2021	20/09/2031	15/11/2024	6	K167,000.00	K119,701.10	69.50	69.50	21.75	21.75
ZM1000006511	27.25	22/07/2024	22/07/2039	15/11/2024	14	K45,000.00	K53,557.52	110.36	110.36	24.57	24.57
ZM1000005182	10	23/03/2022	23/03/2025	11/11/2024	0	K743,000.00	K715,326.65	96.28	96.28	25.52	25.52
ZM1000005190	11	23/03/2022	23/03/2027	15/11/2024	2	K285,000.00	K239,227.18	82.34	82.34	20.85	20.85
ZM1000006420	27.25	24/06/2024	24/06/2039	15/11/2024	14	K45,000.00	K54,516.69	110.40	110.40	24.57	24.57
ZM1000005851	14	24/07/2023	24/07/2038	15/11/2024	13	K3,236,246.00	K2,132,694.90	65.87	65.87	23.50	23.50
ZM1000004656	11	25/01/2021	25/01/2026	11/11/2024	1	K1,331,000.00	K1,220,372.67	91.69	91.69	22.50	22.50
ZM1000004656	11	25/01/2021	25/01/2026	12/11/2024	1	K392,000.00	K358,550.17	91.47	91.47	22.91	22.91
ZM1000004672	13	25/01/2021	25/01/2031	15/11/2024	6	K180,000.00	K136,390.21	71.57	71.57	21.50	21.50
ZM1000005810	13	26/06/2023	26/06/2033	12/11/2024	8	K317,000.00	K249,494.96	78.71	78.71	19.40	19.40
ZM1000004136	12	26/08/2019	26/08/2026	09/04/2024	2	K1,032,000.00	K916,154.25	88.77	88.77	21.74	21.74
ZM1000004334	11	27/04/2020	27/04/2025	14/11/2024	0	K480,869.00	K475,460.25	98.89	98.89	15.25	15.25
ZM1000006362	26.5	27/05/2024	27/05/2039	15/11/2024	14	K45,000.00	K54,006.35	107.53	107.53	24.57	24.57
ZM1000005075	11	27/12/2021	27/12/2026	14/11/2024	2	K3,458,000.00	K2,998,731.91	86.72	86.72	21.71	21.71
ZM1000005091	13	27/12/2021	27/12/2031	12/11/2024	7	K117,900.00	K81,581.28	69.20	69.20	23.61	23.61
ZM1000006669	21.49	28/10/2024	28/10/2029	11/11/2024	4	K465,000.00	K499,541.15	107.43	107.43	19.40	19.40

Disclaimer: This content is prepared from information received by the Commission through third-party reports. The content is indicative and intended for informational purposes only and shall not in any way be deemed to be investment advice, guidance or recommendation of the SEC. Users are responsible for making investment decisions and are advised to obtain independent professional advice before acting on or using this information.