



SECURITIES AND EXCHANGE COMMISSION
Protecting Investors in the Capital Markets

Date

< Tuesday, 14 November 2023 >

K83.0M

Total Nominal Value

K54.2M

Total Market Value

31

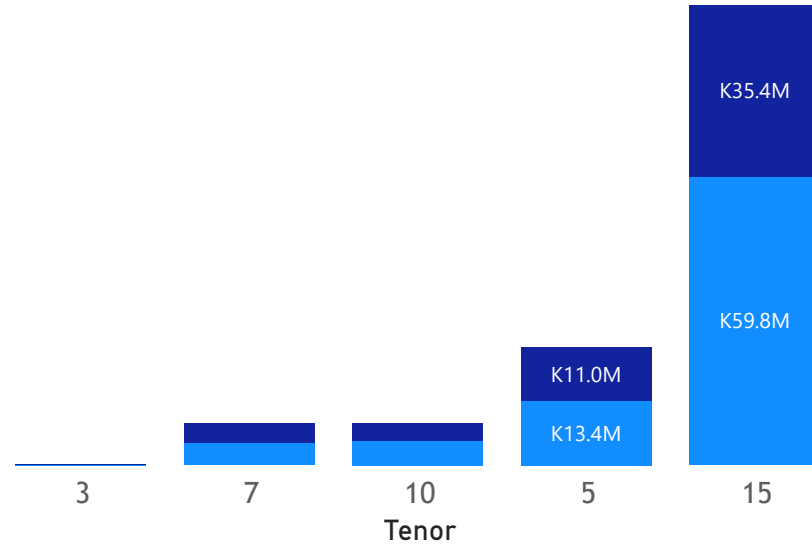
Number of Trades

GRZ Bonds Secondary Market Trade Summary Report

Consideration and Nominal Value

● Nominal Value ● Market Value

Nominal Value and Market Value




Range of Trade Prices (ZMW)*

Tenor	Min	Max
3	95.37	95.37
5	68.74	99.71
7	68.75	96.81
10	54.25	95.74
15	54.44	76.47

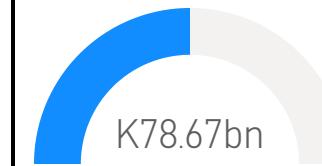
Range of Yields Rates*

Tenor	Min	Max
3	19.44	19.44
5	17.50	23.60
7	16.56	22.95
10	17.33	27.06
15	22.02	29.00

Market Value YTD



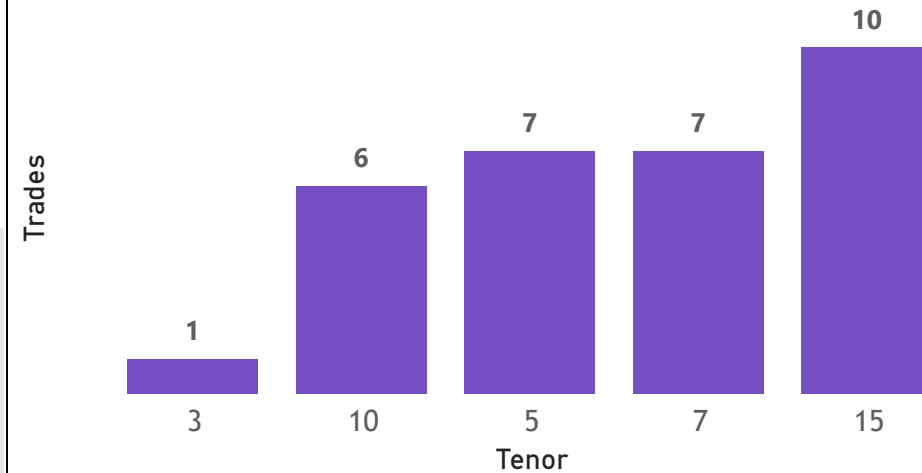
Nominal Value YTD



YTD trades



No. of Trades by Tenor



Primary Market October 25 2024 Auction

Tenor	Cut- Off Yield Rate	Coupon Rates	Range of Successful Yield Rates
2 Years	16.50	16.50	15.000-16.5000
3 Years	19.99	19.99	10.0000-19.9900
5 Years	21.49	21.49	23.0000-21.4900
7 Years	21.50	21.50	19.0000-21.5000
10 Years	22.50	22.50	20.0000-22.5000
15 Years	23.49	23.49	20.0000-23.4900

*Disclaimer: This content is prepared from information received by the Commission through third-party reports. The range of prices by tenor and range of yields by tenor are based on dealer submissions. The content is indicative and intended for informational purposes only and shall not in any way be deemed to be investment advice, guidance or recommendation of the SEC. Users are responsible for making investment decisions and are advised to obtain independent professional advice before acting on or using this information.



GRZ Bonds Secondary Market Trade Summary Report

ISIN Code	Coupon Rate	Issue Date	Maturity Date	Trade Date/ Valuation Date	Years To Maturity	Nominal Value	Market Value	Min Trade Price	Max Trade Price	Min Yield	Max Yield
ZM1000004383	14	01/06/2020	01/06/2035	09/11/2023	11	K3,836,000.00	K2,499,473.40	64.32	68.74	23.12	23.60
ZM1000005000	12	01/11/2021	01/11/2028	09/11/2023	4	K808,000.00	K599,678.19	74.22	74.22	20.68	20.68
ZM1000005695	13	04/03/2023	04/03/2033	09/11/2023	9	K185,000.00	K100,370.26	54.25	54.25	27.06	27.06
ZM1000005695	13	04/03/2023	04/03/2033	14/11/2023	9	K70,000.00	K40,761.34	58.23	58.23	25.20	25.20
ZM1000003112	13	05/12/2016	05/12/2026	13/11/2023	3	K783,000.00	K749,613.24	95.74	95.74	17.33	17.33
ZM1000003120	14	05/12/2016	05/12/2031	13/11/2023	8	K2,615,000.00	K1,999,605.32	76.47	76.47	22.02	22.02
ZM1000004094	11	17/06/2019	17/06/2024	11/07/2023	0	K2,828,000.00	K2,819,705.48	99.71	99.71	19.55	19.55
ZM1000005901	13	21/08/2023	21/08/2033	09/11/2023	9	K1,277,000.00	K799,706.87	62.62	62.62	24.13	24.13
ZM1000005919	14	21/08/2023	21/08/2038	08/11/2023	14	K315,000.00	K199,711.00	63.40	63.40	23.81	23.81
ZM1000005919	14	21/08/2023	21/08/2038	09/11/2023	14	K27,021,000.00	K15,725,000.64	57.70	64.32	23.12	26.25
ZM1000005919	14	21/08/2023	21/08/2038	21/10/2023	14	K25,000,000.00	K14,425,093.49	54.44	54.44	26.25	26.25
ZM1000003062	14	21/11/2016	21/11/2031	08/11/2023	8	K61,000.00	K41,045.98	67.29	67.29	25.90	25.90
ZM1000005208	12	23/03/2022	23/03/2029	14/11/2023	5	K380,000.00	K261,530.78	68.75	68.75	22.95	22.95
ZM1000003203	12	24/04/2017	24/04/2024	11/10/2023	0	K549,500.00	K531,993.50	96.81	96.81	20.90	20.90
ZM1000005885	11	21/08/2023	24/07/2028	09/11/2023	4	K4,765,000.00	K3,299,779.24	68.74	74.77	20.35	23.60
ZM1000004656	11	25/01/2021	25/01/2026	13/11/2023	2	K644,000.00	K561,613.11	87.21	87.21	20.42	20.42
ZM1000004672	13	25/01/2021	25/01/2031	11/08/2023	7	K2,780,000.00	K1,892,334.19	68.07	68.07	23.50	23.50
ZM1000004136	12	26/08/2019	26/08/2026	09/04/2024	2	K2,094,000.00	K1,862,226.95	86.57	92.68	16.56	19.64
ZM1000003161	12	27/02/2017	27/02/2024	30/05/2023	0	K890,000.00	K876,321.18	94.18	94.18		
ZM1000004334	11	27/04/2020	27/04/2025	13/11/2023	1	K2,419,000.00	K2,167,219.08	89.59	89.59	20.00	20.00
ZM1000004334	11	27/04/2020	27/04/2025	14/11/2023	1	K18,000.00	K16,648.42	91.95	91.95	17.50	17.50
ZM1000005349	14	27/06/2022	27/06/2037	14/11/2023	13	K914,000.00	K501,674.66	54.88	54.88	29.00	29.00

Disclaimer: This content is prepared from information received by the Commission through third-party reports. The content is indicative and intended for informational purposes only and shall not in any way be deemed to be investment advice, guidance or recommendation of the SEC. Users are responsible for making investment decisions and are advised to obtain independent professional advice before acting on or using this information.