



SECURITIES AND EXCHANGE COMMISSION
Protecting Investors in the Capital Markets

Date

< Wednesday, 13 November 2024 >

K478.2M

Total Nominal Value

K470.0M

Total Market Value

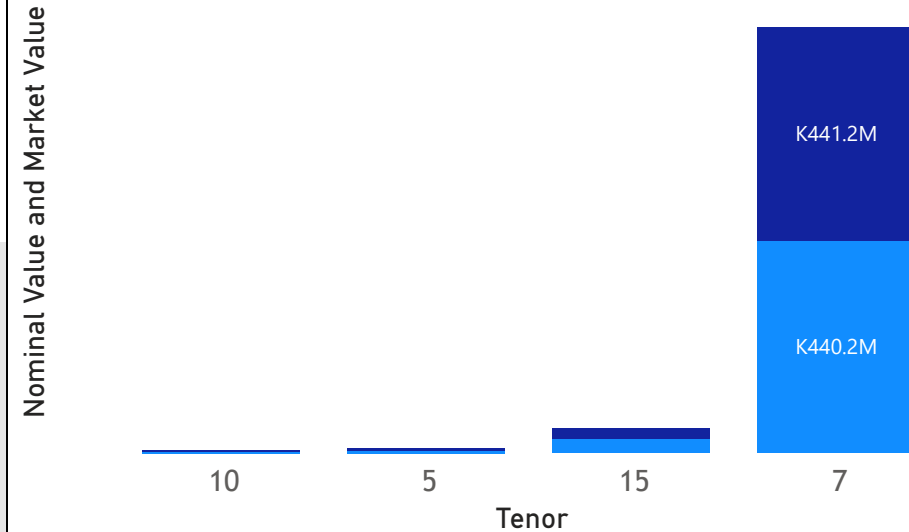
28

Number of Trades

GRZ Bonds Secondary Market Trade Summary Report

Consideration and Nominal Value

● Nominal Value ● Market Value



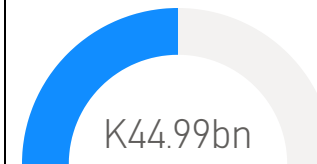
Range of Trade Prices (ZMW)*

Tenor	Min	Max
5	91.69	117.23
7	80.99	104.09
10	72.46	132.11
15	65.47	91.15

Range of Yields Rates*

Tenor	Min	Max
5	19.30	22.55
7	12.50	20.55
10	19.50	20.86
15	18.87	23.00

Market Value YTD



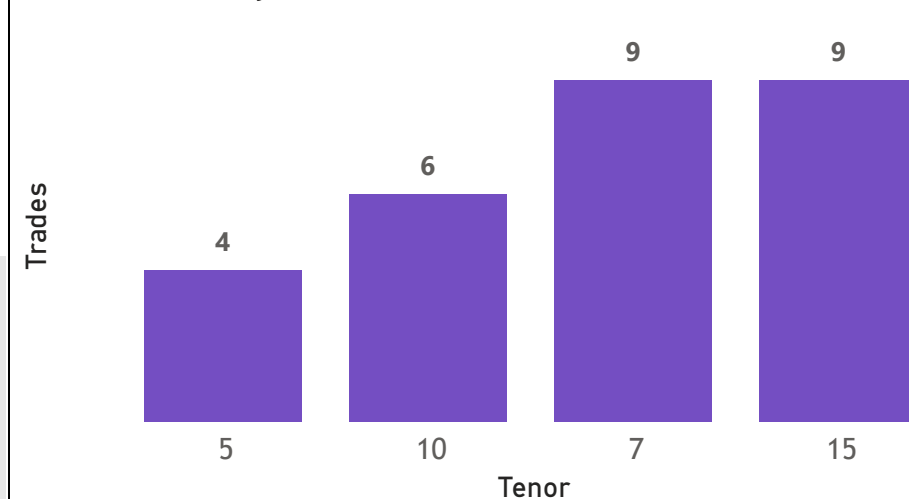
Nominal Value YTD



YTD trades



No. of Trades by Tenor



Primary Market October 25 2024 Auction

Tenor	Cut- Off Yield Rate	Coupon Rates	Range of Successful Yield Rates
2 Years	16.50	16.50	15.000-16.5000
3 Years	19.99	19.99	10.0000-19.9900
5 Years	21.49	21.49	23.0000-21.4900
7 Years	21.50	21.50	19.0000-21.5000
10 Years	22.50	22.50	20.0000-22.5000
15 Years	23.49	23.49	20.0000-23.4900

*Disclaimer: This content is prepared from information received by the Commission through third-party reports. The range of prices by tenor and range of yields by tenor are based on dealer submissions. The content is indicative and intended for informational purposes only and shall not in any way be deemed to be investment advice, guidance or recommendation of the SEC. Users are responsible for making investment decisions and are advised to obtain independent professional advice before acting on or using this information.

GRZ Bonds Secondary Market Trade Summary Report

ISIN Code	Coupon Rate	Issue Date	Maturity Date	Trade Date/ Valuation Date	Years To Maturity	Nominal Value	Market Value	Min Trade Price	Max Trade Price	Min Yield	Max Yield
ZM1000006545	23.5	02/09/2024	02/09/2029	08/11/2024	4	K342,000.00	K399,999.50	116.96	116.96	19.40	19.40
ZM1000006545	23.5	02/09/2024	02/09/2029	11/07/2024	5	K1,364,000.00	K1,599,029.93	117.23	117.23	19.30	19.30
ZM1000003898	12	04/07/2018	04/07/2025	13/11/2024	0	K105,000,000.00	K109,210,768.98	103.84	104.09	12.50	12.75
ZM1000003898	12	04/07/2018	04/07/2025	18/11/2024	0	K35,000,000.00	K36,462,303.36	99.67	99.67	12.50	12.50
ZM1000004102	12	17/06/2019	17/06/2026	13/11/2024	1	K225,000,000.00	K221,337,960.61	98.20	98.66	16.75	17.00
ZM1000004102	12	17/06/2019	17/06/2026	18/11/2024	1	K75,000,000.00	K74,004,985.27	93.61	93.61	16.75	16.75
ZM1000003997	13	17/12/2018	17/12/2028	10/04/2024	4	K239,000.00	K199,697.87	83.56	83.56	20.40	20.40
ZM1000005919	14	21/08/2023	21/08/2038	29/10/2024	13	K754,000.00	K499,793.96	66.29	66.29	22.33	22.33
ZM1000003062	14	21/11/2016	21/11/2031	08/11/2024	7	K1,530,000.00	K1,349,467.42	88.20	88.20	18.87	18.87
ZM1000004748	14	22/03/2021	22/03/2036	10/01/2024	12	K752,000.00	K499,938.43	66.48	66.48	22.31	22.31
ZM1000004748	14	22/03/2021	22/03/2036	28/10/2024	11	K66,000.00	K49,703.54	75.31	75.31	19.87	19.87
ZM1000006503	25.75	22/07/2024	22/07/2034	13/11/2024	9	K148,000.00	K195,525.86	132.11	132.11	20.00	20.00
ZM1000001967	14	26/11/2012	23/11/2027	10/11/2024	3	K1,800,948.00	K1,641,497.47	91.15	91.15	20.50	20.50
ZM1000005851	14	24/07/2023	24/07/2038	10/09/2024	13	K20,000,000.00	K13,094,488.77	65.47	65.47	23.00	23.00
ZM1000004656	11	25/01/2021	25/01/2026	11/11/2024	1	K1,331,000.00	K1,220,372.67	91.69	91.69	22.55	22.55
ZM1000004680	14	25/01/2021	25/01/2036	11/08/2024	11	K5,059,000.00	K3,559,794.73	70.37	70.37	21.87	21.87
ZM1000005810	13	26/06/2023	26/06/2033	08/11/2024	8	K255,000.00	K199,659.91	78.30	78.30	19.50	19.50
ZM1000005810	13	26/06/2023	26/06/2033	10/01/2024	9	K204,000.00	K147,825.22	72.46	72.46	20.86	20.86
ZM1000005810	13	26/06/2023	26/06/2033	11/07/2024	8	K261,000.00	K199,328.80	76.37	76.37	20.09	20.09
ZM1000006669	21.49	28/10/2024	28/10/2029	11/06/2024	5	K1,487,000.00	K1,599,856.96	107.59	107.59	19.30	19.30
ZM1000006685	22.5	28/10/2024	28/10/2034	08/11/2024	10	K1,829,000.00	K1,999,118.97	109.30	109.30	20.50	20.50
ZM1000005034	12	29/11/2021	29/11/2028	10/01/2024	4	K246,000.00	K199,237.91	80.99	80.99	20.55	20.55

Disclaimer: This content is prepared from information received by the Commission through third-party reports. The content is indicative and intended for informational purposes only and shall not in any way be deemed to be investment advice, guidance or recommendation of the SEC. Users are responsible for making investment decisions and are advised to obtain independent professional advice before acting on or using this information.