



**SECURITIES AND EXCHANGE COMMISSION**  
Protecting Investors in the Capital Markets

Date

< Thursday, 12 December 2024 >

**K380.0M**

Total Nominal Value

**K352.4M**

Total Market Value

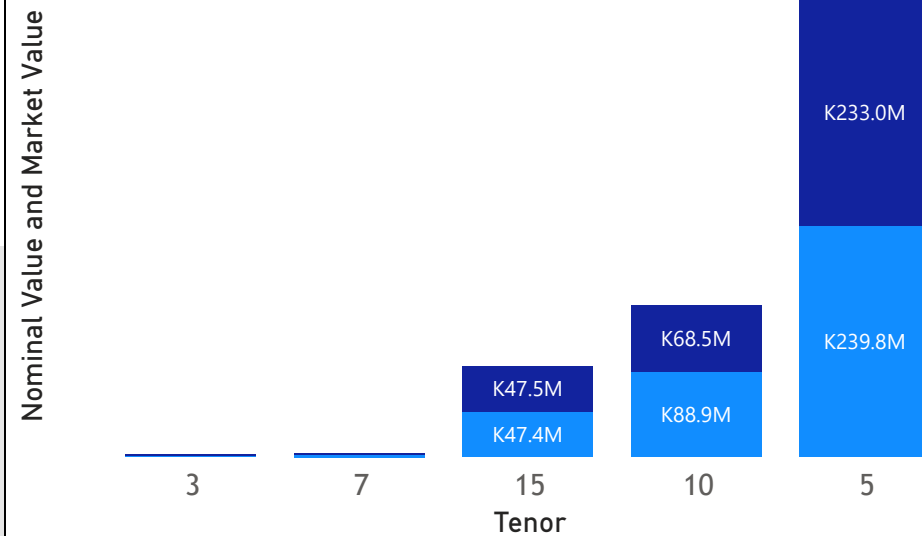
**19**

Number of Trades

# GRZ Bonds Secondary Market Trade Summary Report

## Consideration and Nominal Value

● Nominal Value ● Market Value



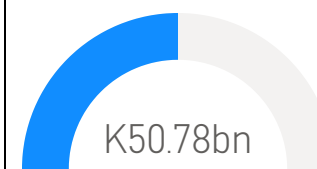
## Range of Trade Prices (ZMW)\*

Tenor	Min	Max
3	95.74	95.76
5	79.52	97.99
7	68.39	104.18
10	71.21	75.93
15	55.45	99.89

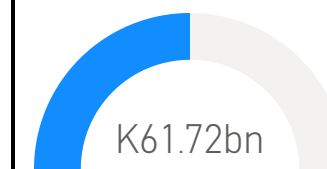
## Range of Yields Rates\*

Tenor	Min	Max
3	16.00	19.50
5	17.20	20.75
7	16.51	23.34
10	21.00	21.75
15	20.55	27.95

## Market Value YTD



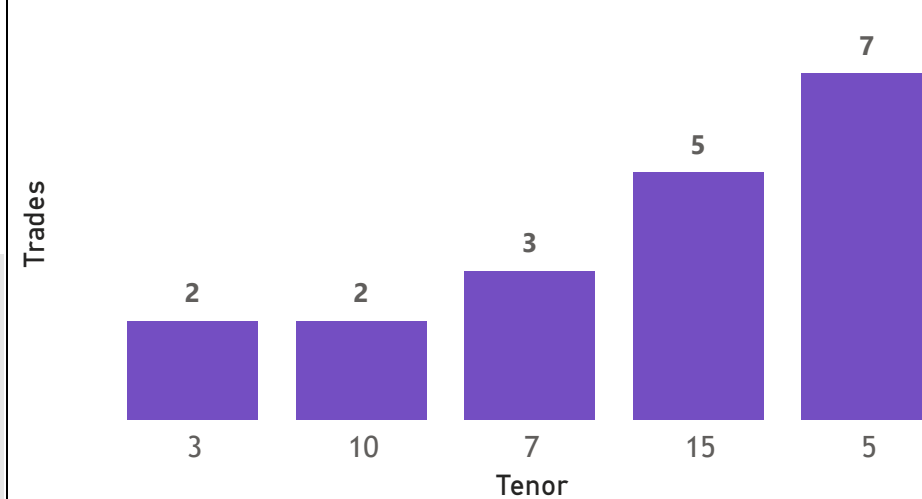
## Nominal Value YTD



## YTD trades



## No. of Trades by Tenor



## Primary Market November 22 2024 Auction

Tenor	Cut- Off Yield Rate	Coupon Rates	Range of Successful Yield Rates
2 Years	16.50	16.50	0.1500-16.5000
3 Years	19.90	19.90	0.2000-19.9000
5 Years	20.74	20.74	10.0000-20.7400
7 Years	21.50	21.50	16.0000-21.5000
10 Years	22.50	22.50	10.0000-22.5000
15 Years	23.29	23.29	5.0000-23.2900

\*Disclaimer: This content is prepared from information received by the Commission through third-party reports. The range of prices by tenor and range of yields by tenor are based on dealer submissions. The content is indicative and intended for informational purposes only and shall not in any way be deemed to be investment advice, guidance or recommendation of the SEC. Users are responsible for making investment decisions and are advised to obtain independent professional advice before acting on or using this information.

# GRZ Bonds Secondary Market Trade Summary Report

ISIN Code	Coupon Rate	Issue Date	Maturity Date	Trade Date/ Valuation Date	Years To Maturity	Nominal Value	Market Value	Min Trade Price	Max Trade Price	Min Yield	Max Yield
ZM1000005679	11	04/03/2023	04/03/2028	12/12/2024	3	K1,510,000.00	K1,200,510.24	79.52	79.52	20.75	20.75
ZM1000005422	10	19/09/2022	19/09/2025	12/12/2024	0	K1,800,000.00	K1,744,245.36	95.74	95.76	16.00	19.50
ZM1000004730	12	22/03/2021	22/03/2028	04/05/2023	4	K1,462,000.00	K999,825.72	68.39	68.39	23.34	23.34
ZM1000004730	12	22/03/2021	22/03/2028	12/04/2024	3	K87,000.00	K79,528.77	91.41	91.41	16.51	16.51
ZM1000004748	14	22/03/2021	22/03/2036	12/03/2024	12	K364,000.00	K201,848.60	55.45	55.45	27.95	27.95
ZM1000005612	14	23/01/2023	23/01/2038	12/12/2024	13	K143,718.00	K104,989.45	67.45	67.45	21.50	21.50
ZM1000005885	11	21/08/2023	24/07/2028	18/08/2023	4	K1,342,000.00	K1,099,888.72	81.96	81.96	19.24	19.24
ZM1000004656	11	25/01/2021	25/01/2026	12/12/2024	1	K50,000,000.00	K48,995,263.01	97.99	97.99	17.45	17.45
ZM1000004656	11	25/01/2021	25/01/2026	25/01/2021	5	K86,916,000.00	K84,973,984.62	93.58	93.58	17.50	17.50
ZM1000004672	13	25/01/2021	25/01/2031	12/04/2024	6	K8,920,000.00	K6,772,693.04	75.93	75.93	21.75	21.75
ZM1000006750	23.29	25/11/2024	25/11/2039	12/12/2024	15	K46,300,000.00	K46,728,493.82	99.28	99.89	23.30	23.45
ZM1000005091	13	27/12/2021	27/12/2031	27/12/2021	10	K80,000,000.00	K61,722,436.16	71.21	71.21	21.00	21.00
ZM1000004839	11	28/06/2021	28/06/2026	18/12/2024	1	K100,000,000.00	K96,693,098.64	90.99	91.96	17.20	18.00
ZM1000006677	21.5	28/10/2024	28/10/2031	12/12/2024	6	K560,000.00	K598,225.60	104.18	104.18	20.32	20.32
ZM1000005976	14	30/11/2023	30/11/2038	12/11/2024	14	K627,000.00	K449,835.53	71.74	71.74	20.55	20.55

Disclaimer: This content is prepared from information received by the Commission through third-party reports. The content is indicative and intended for informational purposes only and shall not in any way be deemed to be investment advice, guidance or recommendation of the SEC. Users are responsible for making investment decisions and are advised to obtain independent professional advice before acting on or using this information.