



SECURITIES AND EXCHANGE COMMISSION
Protecting Investors in the Capital Markets

Date

< Tuesday, 12 November 2024 >

K308.4M

Total Nominal Value

K299.6M

Total Market Value

25

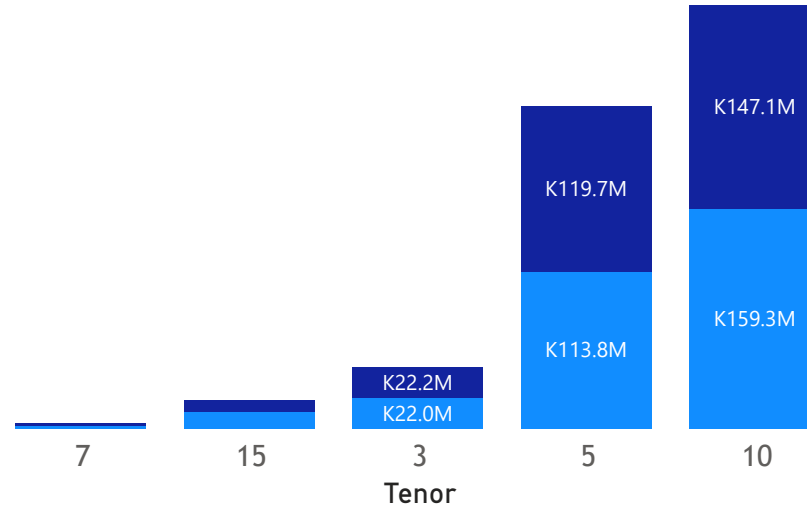
Number of Trades

GRZ Bonds Secondary Market Trade Summary Report

Consideration and Nominal Value

● Nominal Value ● Market Value

Nominal Value and Market Value



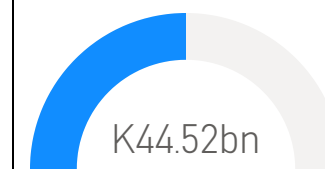
Range of Trade Prices (ZMW)*

Tenor	Min	Max
3	100.63	100.63
5	100.03	117.23
7	125.41	125.41
10	68.68	117.22
15	58.89	133.80

Range of Yields Rates*

Tenor	Min	Max
3	12.00	12.00
5	12.00	21.00
7	19.40	19.40
10	17.75	23.15
15	18.95	24.66

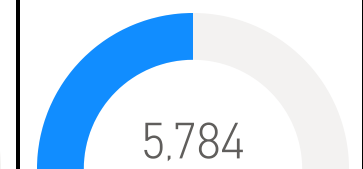
Market Value YTD



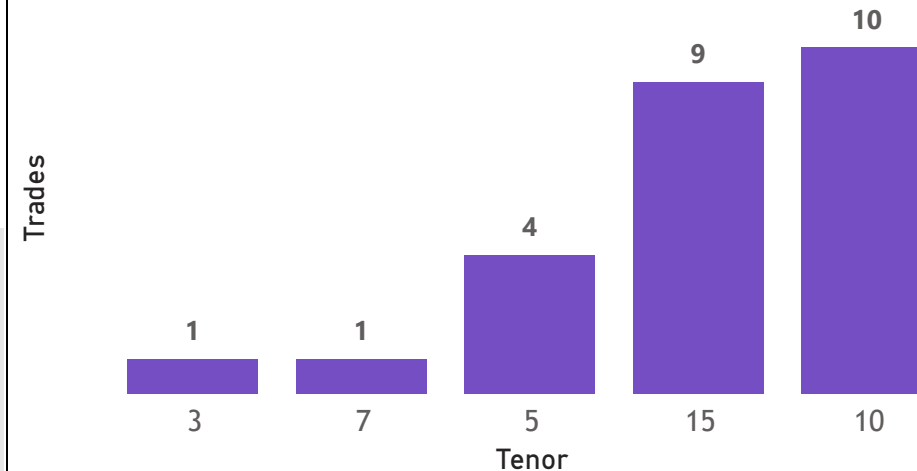
Nominal Value YTD



YTD trades



No. of Trades by Tenor



Primary Market October 25 2024 Auction

Tenor	Cut- Off Yield Rate	Coupon Rates	Range of Successful Yield Rates
2 Years	16.50	16.50	15.000-16.5000
3 Years	19.99	19.99	10.0000-19.9900
5 Years	21.49	21.49	23.0000-21.4900
7 Years	21.50	21.50	19.0000-21.5000
10 Years	22.50	22.50	20.0000-22.5000
15 Years	23.49	23.49	20.0000-23.4900

*Disclaimer: This content is prepared from information received by the Commission through third-party reports. The range of prices by tenor and range of yields by tenor are based on dealer submissions. The content is indicative and intended for informational purposes only and shall not in any way be deemed to be investment advice, guidance or recommendation of the SEC. Users are responsible for making investment decisions and are advised to obtain independent professional advice before acting on or using this information.



GRZ Bonds Secondary Market Trade Summary Report

ISIN Code	Coupon Rate	Issue Date	Maturity Date	Trade Date/ Valuation Date	Years To Maturity	Nominal Value	Market Value	Min Trade Price	Max Trade Price	Min Yield	Max Yield
ZM1000004383	14	01/06/2020	01/06/2035	12/11/2024	10	K10,000,000.00	K7,443,752.33	68.07	68.07	21.85	21.85
ZM1000006628	25.75	01/10/2024	01/10/2034	10/09/2024	10	K50,000,000.00	K55,352,163.70	110.70	110.70	23.15	23.15
ZM1000006636	27.75	01/10/2024	01/10/2039	12/11/2024	14	K112,116.00	K150,000.48	133.80	133.80	21.00	21.00
ZM1000006545	23.5	02/09/2024	02/09/2029	07/11/2024	4	K1,364,000.00	K1,599,029.93	117.23	117.23	19.30	19.30
ZM1000006545	23.5	02/09/2024	02/09/2029	11/06/2024	5	K1,200,000.00	K1,399,704.59	116.64	116.64	19.46	19.46
ZM1000006552	25	02/09/2024	02/09/2031	07/11/2024	6	K1,614,000.00	K2,024,095.02	125.41	125.41	19.40	19.40
ZM1000006172	24.97	19/02/2024	19/02/2034	13/11/2024	9	K810,000.00	K997,139.16	117.22	117.22	20.68	20.68
ZM1000005463	14	19/09/2022	19/09/2037	12/11/2024	12	K258,380.00	K176,094.48	68.18	68.18	22.00	22.00
ZM1000003062	14	21/11/2016	21/11/2031	11/06/2024	7	K227,000.00	K199,420.80	87.85	87.85	18.95	18.95
ZM1000004748	14	22/03/2021	22/03/2036	11/06/2024	11	K66,000.00	K49,462.71	74.94	74.94	20.75	20.75
ZM1000005182	10	23/03/2022	23/03/2025	08/11/2024	0	K22,031,000.00	K22,168,729.66	100.63	100.63	12.00	12.00
ZM1000005810	13	26/06/2023	26/06/2033	07/11/2024	8	K261,000.00	K199,328.80	76.37	76.37	20.09	20.09
ZM1000005810	13	26/06/2023	26/06/2033	11/06/2024	9	K453,000.00	K349,712.33	76.90	77.25	19.80	19.91
ZM1000005828	14	26/06/2023	26/06/2038	12/11/2024	13	K484,000.00	K343,906.02	71.05	71.05	22.00	22.00
ZM1000004334	11	27/04/2020	27/04/2025	08/11/2024	0	K20,921,000.00	K20,926,437.74	100.03	100.03	12.00	12.00
ZM1000004854	13	28/06/2021	28/06/2031	23/08/2024	6	K47,800,000.00	K32,830,475.30	68.68	68.68	22.90	22.90
ZM1000006669	21.49	28/10/2024	28/10/2029	29/10/2024	5	K90,270,000.00	K95,753,728.14	106.07	106.07	21.00	21.00
ZM1000002999	13	29/08/2016	29/08/2026	29/08/2016	10	K60,000,000.00	K57,339,679.74	92.89	92.89	17.75	17.75
ZM1000005976	14	30/11/2023	30/11/2038	07/11/2024	14	K489,000.00	K287,948.01	58.89	58.89	24.66	24.66

Disclaimer: This content is prepared from information received by the Commission through third-party reports. The content is indicative and intended for informational purposes only and shall not in any way be deemed to be investment advice, guidance or recommendation of the SEC. Users are responsible for making investment decisions and are advised to obtain independent professional advice before acting on or using this information.