



SECURITIES AND EXCHANGE COMMISSION
Protecting Investors in the Capital Markets

Date

< Wednesday, 11 December 2024 >

K509.1M

Total Nominal Value

K494.0M

Total Market Value

22

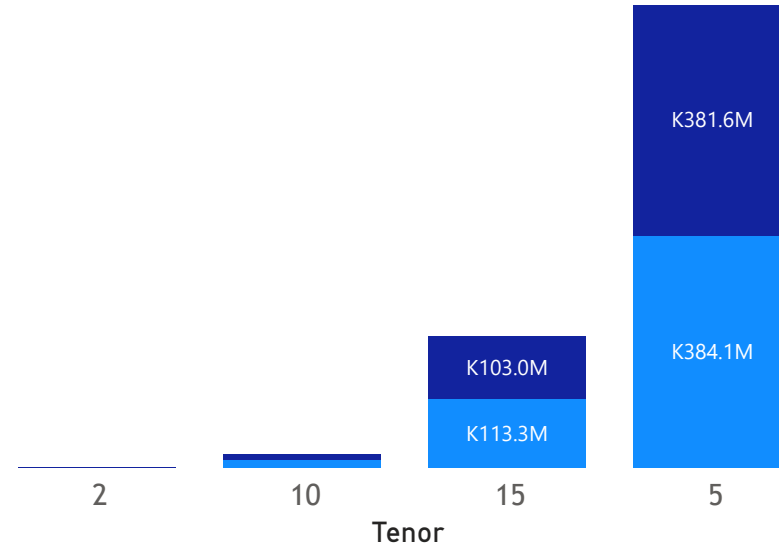
Number of Trades

GRZ Bonds Secondary Market Trade Summary Report

Consideration and Nominal Value

● Nominal Value ● Market Value

Nominal Value and Market Value



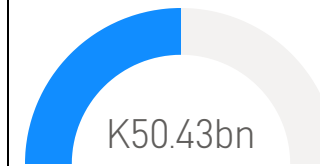
Range of Trade Prices (ZMW)*

Tenor	Min	Max
2	93.08	93.08
5	93.58	105.34
10	71.20	83.20
15	64.17	116.05

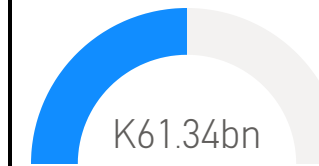
Range of Yields Rates*

Tenor	Min	Max
2	21.50	21.50
5	15.00	26.30
10	19.00	21.00
15	20.55	23.75

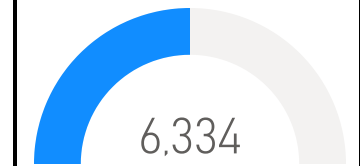
Market Value YTD



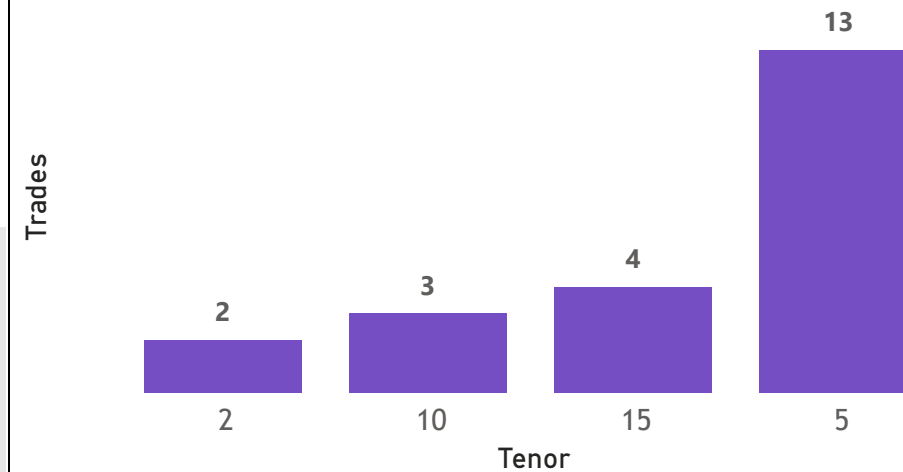
Nominal Value YTD



YTD trades



No. of Trades by Tenor



Primary Market November 22 2024 Auction

Tenor	Cut- Off Yield Rate	Coupon Rates	Range of Successful Yield Rates
2 Years	16.50	16.50	0.1500-16.5000
3 Years	19.90	19.90	0.2000-19.9000
5 Years	20.74	20.74	10.0000-20.7400
7 Years	21.50	21.50	16.0000-21.5000
10 Years	22.50	22.50	10.0000-22.5000
15 Years	23.29	23.29	5.0000-23.2900

*Disclaimer: This content is prepared from information received by the Commission through third-party reports. The range of prices by tenor and range of yields by tenor are based on dealer submissions. The content is indicative and intended for informational purposes only and shall not in any way be deemed to be investment advice, guidance or recommendation of the SEC. Users are responsible for making investment decisions and are advised to obtain independent professional advice before acting on or using this information.



GRZ Bonds Secondary Market Trade Summary Report

ISIN Code	Coupon Rate	Issue Date	Maturity Date	Trade Date/ Valuation Date	Years To Maturity	Nominal Value	Market Value	Min Trade Price	Max Trade Price	Min Yield	Max Yield
ZM1000004383	14	01/06/2020	01/06/2035	12/12/2024	10	K41,700,000.00	K27,683,511.53	65.97	65.97	22.60	22.60
ZM1000004383	14	01/06/2020	01/06/2035	13/12/2024	10	K20,000,000.00	K12,925,494.79	64.17	64.17	23.25	23.25
ZM1000006636	27.75	01/10/2024	01/10/2039	30/09/2024	15	K51,000,000.00	K61,901,004.08	116.05	116.05	23.75	23.75
ZM1000006099	22	22/01/2024	22/01/2029	22/01/2024	5	K3,500,000.00	K3,986,545.64	105.34	105.34	20.00	20.00
ZM1000004656	11	25/01/2021	25/01/2026	11/12/2024	1	K115,000,000.00	K112,689,104.93	97.99	97.99	17.45	17.45
ZM1000004656	11	25/01/2021	25/01/2026	25/01/2021	5	K13,084,000.00	K12,791,656.48	93.58	93.58	17.50	17.50
ZM1000006040	9	26/12/2023	26/12/2025	12/11/2024	1	K78,772.00	K73,331.90	93.08	93.08	21.50	21.50
ZM1000004334	11	27/04/2020	27/04/2025	06/12/2024	0	K442,000.00	K424,353.44	96.01	96.01	26.30	26.30
ZM1000005075	11	27/12/2021	27/12/2026	12/11/2024	2	K2,035,214.00	K1,999,999.72	98.26	98.26	15.00	15.00
ZM1000005091	13	27/12/2021	27/12/2031	12/11/2024	7	K4,806,776.00	K4,000,000.84	83.20	83.20	19.00	19.00
ZM1000005091	13	27/12/2021	27/12/2031	27/12/2021	10	K6,850,000.00	K5,282,091.77	71.20	71.20	21.00	21.00
ZM1000004839	11	28/06/2021	28/06/2026	11/12/2024	1	K150,000,000.00	K144,175,536.99	96.12	96.12	17.98	17.98
ZM1000006669	21.49	28/10/2024	28/10/2029	10/12/2024	4	K100,000,000.00	K105,574,273.76	102.68	103.05	20.44	20.56
ZM1000005976	14	30/11/2023	30/11/2038	06/12/2024	14	K627,000.00	K449,835.53	71.74	71.74	20.55	20.55

Disclaimer: This content is prepared from information received by the Commission through third-party reports. The content is indicative and intended for informational purposes only and shall not in any way be deemed to be investment advice, guidance or recommendation of the SEC. Users are responsible for making investment decisions and are advised to obtain independent professional advice before acting on or using this information.