



SECURITIES AND EXCHANGE COMMISSION
Protecting Investors in the Capital Markets

Date

< Monday, 11 November 2024 >

K274.6M

Total Nominal Value

K260.9M

Total Market Value

20

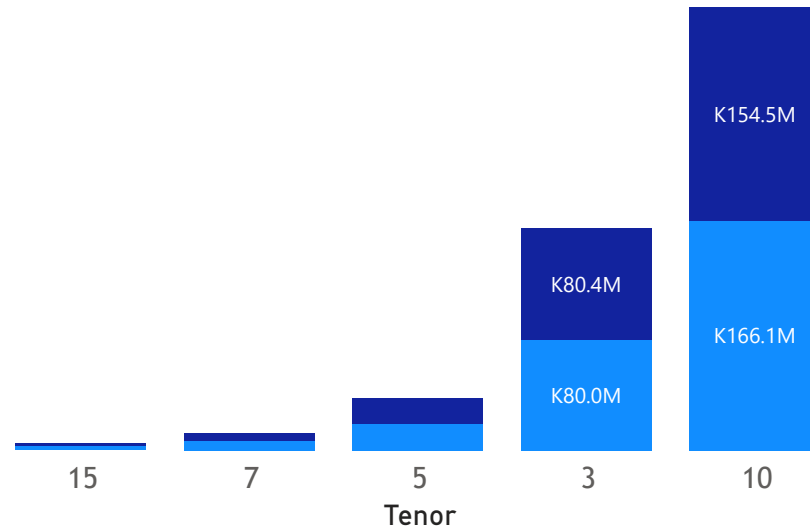
Number of Trades

GRZ Bonds Secondary Market Trade Summary Report

Consideration and Nominal Value

● Nominal Value ● Market Value

Nominal Value and Market Value



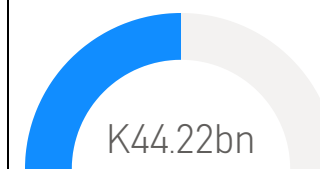
Range of Trade Prices (ZMW)*

Tenor	Min	Max
3	100.54	100.54
5	90.03	116.64
7	77.46	77.46
10	59.46	114.54
15	59.69	87.85


Range of Yields Rates*

Tenor	Min	Max
3	19.79	19.79
5	19.30	21.67
7	20.99	20.99
10	19.80	25.00
15	18.95	24.25

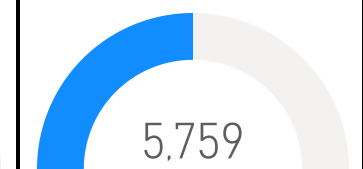
Market Value YTD



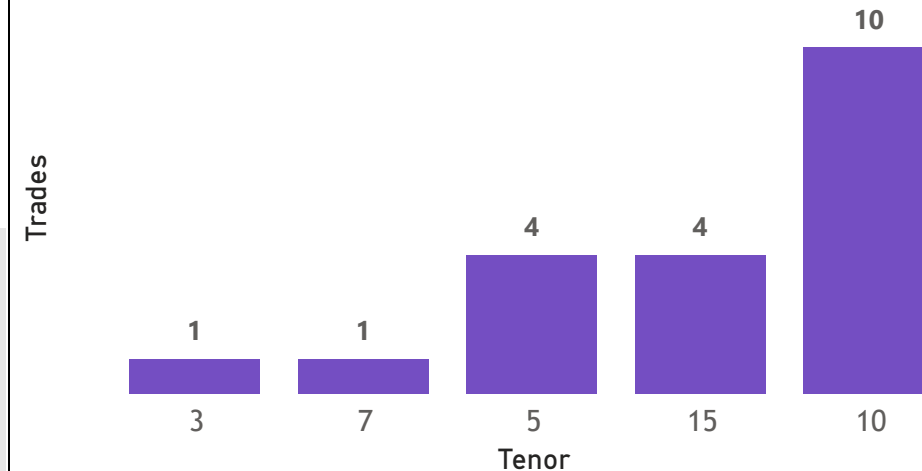
Nominal Value YTD



YTD trades



No. of Trades by Tenor



Primary Market October 25 2024 Auction

Tenor	Cut- Off Yield Rate	Coupon Rates	Range of Successful Yield Rates
2 Years	16.50	16.50	15.000-16.5000
3 Years	19.99	19.99	10.0000-19.9900
5 Years	21.49	21.49	23.0000-21.4900
7 Years	21.50	21.50	19.0000-21.5000
10 Years	22.50	22.50	20.0000-22.5000
15 Years	23.49	23.49	20.0000-23.4900

*Disclaimer: This content is prepared from information received by the Commission through third-party reports. The range of prices by tenor and range of yields by tenor are based on dealer submissions. The content is indicative and intended for informational purposes only and shall not in any way be deemed to be investment advice, guidance or recommendation of the SEC. Users are responsible for making investment decisions and are advised to obtain independent professional advice before acting on or using this information.



GRZ Bonds Secondary Market Trade Summary Report

ISIN Code	Coupon Rate	Issue Date	Maturity Date	Trade Date/ Valuation Date	Years To Maturity	Nominal Value	Market Value	Min Trade Price	Max Trade Price	Min Yield	Max Yield
ZM1000004383	14	01/06/2020	01/06/2035	11/11/2024	10	K2,400,000.00	K1,847,337.86	76.97	76.97	21.00	21.00
ZM1000006628	25.75	01/10/2024	01/10/2034	10/01/2024	10	K50,000,000.00	K54,913,045.89	109.83	109.83	23.25	23.25
ZM1000006545	23.5	02/09/2024	02/09/2029	06/11/2024	4	K1,200,000.00	K1,399,704.59	116.64	116.64	19.46	19.46
ZM1000006560	26.75	02/09/2024	02/09/2034	10/01/2024	10	K25,000,000.00	K28,635,401.37	114.54	114.54	23.50	23.50
ZM1000006560	26.75	02/09/2024	02/09/2034	30/09/2024	9	K10,000,000.00	K11,081,441.78	110.81	110.81	24.40	24.40
ZM1000003351	13	18/12/2017	18/12/2027	11/11/2024	3	K212,949.00	K187,713.48	82.95	82.95	20.70	20.70
ZM1000005455	13	19/09/2022	19/09/2032	11/11/2024	7	K40,000.00	K24,537.79	59.46	59.46	25.00	25.00
ZM1000005158	12	21/02/2022	21/02/2029	24/10/2024	4	K6,766,000.00	K5,240,713.10	77.46	77.46	20.99	20.99
ZM1000003062	14	21/11/2016	21/11/2031	06/11/2024	7	K227,000.00	K199,420.80	87.85	87.85	18.95	18.95
ZM1000004748	14	22/03/2021	22/03/2036	06/11/2024	11	K66,000.00	K49,462.71	74.94	74.94	20.10	20.10
ZM1000005612	14	23/01/2023	23/01/2038	11/11/2024	13	K93,718.00	K59,929.23	59.69	59.69	24.25	24.25
ZM1000005810	13	26/06/2023	26/06/2033	06/11/2024	8	K453,000.00	K349,712.33	76.90	77.25	19.80	19.91
ZM1000005091	13	27/12/2021	27/12/2031	24/10/2024	7	K6,525,000.00	K4,739,038.23	72.63	72.63	21.99	21.99
ZM1000004839	11	28/06/2021	28/06/2026	06/11/2024	1	K7,269,000.00	K6,544,573.65	90.03	90.03	21.67	21.67
ZM1000004854	13	28/06/2021	28/06/2031	10/11/2024	6	K50,000,000.00	K38,218,654.11	76.44	76.44	20.75	20.75
ZM1000004854	13	28/06/2021	28/06/2031	23/08/2024	6	K23,900,000.00	K16,315,475.13	68.27	68.27	23.05	23.05
ZM1000006651	19.99	28/10/2024	28/10/2027	28/10/2024	3	K80,000,000.00	K80,432,827.40	100.54	100.54	19.79	19.79
ZM1000006669	21.49	28/10/2024	28/10/2029	06/11/2024	4	K1,487,000.00	K1,599,856.96	107.59	107.59	19.30	19.30
ZM1000006669	21.49	28/10/2024	28/10/2029	28/10/2024	5	K9,000,000.00	K9,063,769.81	100.71	100.71	21.29	21.29

Disclaimer: This content is prepared from information received by the Commission through third-party reports. The content is indicative and intended for informational purposes only and shall not in any way be deemed to be investment advice, guidance or recommendation of the SEC. Users are responsible for making investment decisions and are advised to obtain independent professional advice before acting on or using this information.