



SECURITIES AND EXCHANGE COMMISSION
Protecting Investors in the Capital Markets

Date
Tuesday, 10 December 2024

K45.3M
Total Nominal Value

K42.8M
Total Market Value

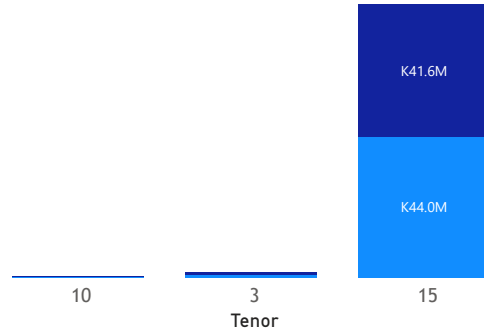
8
Number of Trades

GRZ Bonds Secondary Market Trade Summary Report

Consideration and Nominal Value

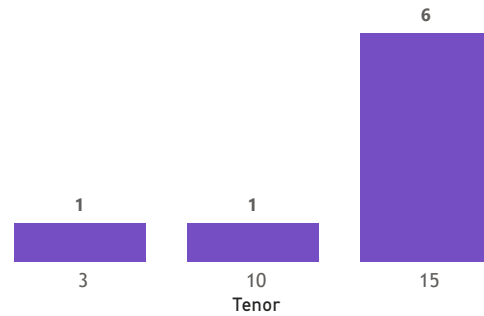
● Nominal Value ● Market Value

Nominal Value and Market Value



No. of Trades by Tenor

Trades



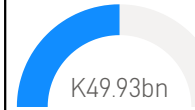
Range of Trade Prices (ZMW)*

Tenor	Min	Max
3	98.09	98.09
10	81.71	81.71
15	65.89	122.63

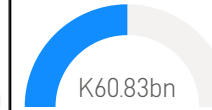
Range of Yields Rates*

Tenor	Min	Max
3	16.00	16.00
10	18.75	18.75
15	21.00	23.50

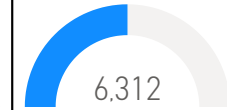
Market Value YTD



Nominal Value YTD



YTD trades



Primary Market November 22 2024 Auction

Tenor	Cut- Off Yield Rate	Coupon Rates	Range of Successful Yield Rates
2 Years	16.50	16.50	0.1500-16.5000
3 Years	19.90	19.90	0.2000-19.9000
5 Years	20.74	20.74	10.0000-20.7400
7 Years	21.50	21.50	16.0000-21.5000
10 Years	22.50	22.50	10.0000-22.5000
15 Years	23.29	23.29	5.0000-23.2900

*Disclaimer: This content is prepared from information received by the Commission through third-party reports. The range of prices by tenor and range of yields by tenor are based on dealer submissions. The content is indicative and intended for informational purposes only and shall not in any way be deemed to be investment advice, guidance or recommendation of the SEC. Users are responsible for making investment decisions and are advised to obtain independent professional advice before acting on or using this information.

GRZ Bonds Secondary Market Trade Summary Report

ISIN Code	Coupon Rate	Issue Date	Maturity Date	Trade Date/ Valuation Date	Years To Maturity	Nominal Value	Market Value	Min Trade Price	Max Trade Price	Min Yield	Max Yield
ZM1000004383	14	01/06/2020	01/06/2035	05/12/2024	10	K10,000,000.00	K6,588,710.55	65.89	65.89	22.75	22.75
ZM1000004383	14	01/06/2020	01/06/2035	10/12/2024	10	K450,000.00	K319,980.62	70.76	70.76	21.00	21.00
ZM1000006636	27.75	01/10/2024	01/10/2039	05/12/2024	14	K20,000,000.00	K24,525,449.04	122.63	122.63	23.50	23.50
ZM1000003120	14	05/12/2016	05/12/2031	05/12/2016	15	K13,270,000.00	K9,966,351.34	74.91	74.91	21.00	21.00
ZM1000005422	10	19/09/2022	19/09/2025	12/10/2024	0	K900,000.00	K882,568.53	98.09	98.09	16.00	16.00
ZM1000005588	14	27/12/2022	27/12/2037	12/10/2024	13	K316,810.00	K220,001.68	69.43	69.43	23.03	23.03
ZM1000004235	13	30/12/2019	30/12/2029	10/12/2024	5	K342,362.00	K299,999.60	81.71	81.71	18.75	18.75