



**SECURITIES AND EXCHANGE COMMISSION**  
Protecting Investors in the Capital Markets

Date

< Thursday, 7 November 2024 >

**K35.2M**

Total Nominal Value

**K28.8M**

Total Market Value

**24**

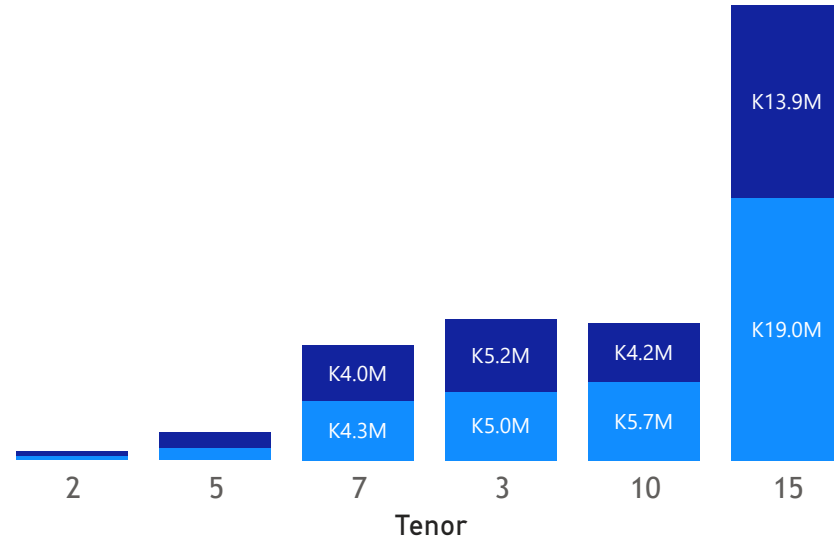
Number of Trades

# GRZ Bonds Secondary Market Trade Summary Report

## Consideration and Nominal Value

● Nominal Value ● Market Value

Nominal Value and Market Value



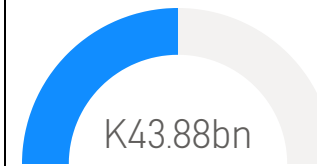
## Range of Trade Prices (ZMW)\*

Tenor	Min	Max
2	92.02	92.02
3	104.42	104.42
5	117.00	117.00
7	93.16	93.16
10	68.08	77.85
15	60.17	133.52

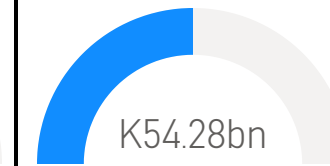
## Range of Yields Rates\*

Tenor	Min	Max
2	19.00	19.00
3	18.00	18.00
5	19.28	19.28
7	17.25	17.25
10	19.00	24.00
15	18.81	25.18

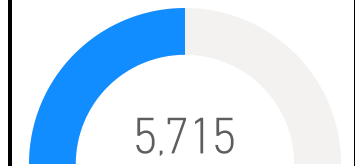
## Market Value YTD



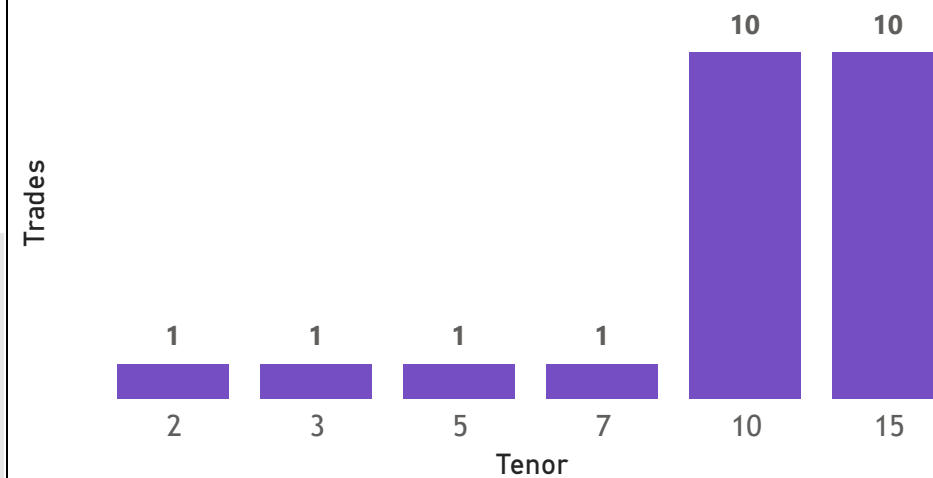
## Nominal Value YTD



## YTD trades



## No. of Trades by Tenor



## Primary Market October 25 2024 Auction

Tenor	Cut- Off Yield Rate	Coupon Rates	Range of Successful Yield Rates
2 Years	16.50	16.50	15.000-16.5000
3 Years	19.99	19.99	10.0000-19.9900
5 Years	21.49	21.49	23.0000-21.4900
7 Years	21.50	21.50	19.0000-21.5000
10 Years	22.50	22.50	20.0000-22.5000
15 Years	23.49	23.49	20.0000-23.4900

\*Disclaimer: This content is prepared from information received by the Commission through third-party reports. The range of prices by tenor and range of yields by tenor are based on dealer submissions. The content is indicative and intended for informational purposes only and shall not in any way be deemed to be investment advice, guidance or recommendation of the SEC. Users are responsible for making investment decisions and are advised to obtain independent professional advice before acting on or using this information.

# GRZ Bonds Secondary Market Trade Summary Report

ISIN Code	Coupon Rate	Issue Date	Maturity Date	Trade Date/ Valuation Date	Years To Maturity	Nominal Value	Market Value	Min Trade Price	Max Trade Price	Min Yield	Max Yield
ZM1000004383	14	01/06/2020	01/06/2035	07/11/2024	10	K440,092.00	K359,999.79	75.70	75.70	19.50	19.50
ZM1000006545	23.5	02/09/2024	02/09/2029	04/11/2024	4	K940,000.00	K1,099,818.00	117.00	117.00	19.28	19.28
ZM1000006578	28.35	02/09/2024	02/09/2039	10/01/2024	15	K247,000.00	K329,783.83	133.52	133.52	21.72	21.72
ZM1000005927	9	02/10/2023	02/10/2025	07/11/2024	0	K351,000.00	K326,122.08	92.02	92.02	19.00	19.00
ZM1000005455	13	19/09/2022	19/09/2032	11/07/2024	8	K2,903,772.00	K2,260,002.02	77.85	77.85	19.00	19.00
ZM1000005919	14	21/08/2023	21/08/2038	04/11/2024	13	K2,097,000.00	K1,261,800.14	60.17	60.17	25.18	25.18
ZM1000005919	14	21/08/2023	21/08/2038	28/05/2024	14	K680,000.00	K499,866.13	73.51	73.51	20.44	20.44
ZM1000003062	14	21/11/2016	21/11/2031	04/11/2024	7	K568,000.00	K499,870.37	88.01	88.01	18.85	18.85
ZM1000003062	14	21/11/2016	21/11/2031	10/01/2024	7	K374,000.00	K329,471.53	88.09	88.09	18.81	18.81
ZM1000005612	14	23/01/2023	23/01/2038	11/07/2024	13	K423,644.00	K340,000.28	80.23	80.23	19.00	19.00
ZM1000001967	14	26/11/2012	23/11/2027	04/11/2024	3	K4,152,000.00	K3,661,704.25	88.19	88.19	22.60	22.60
ZM1000005810	13	26/06/2023	26/06/2033	04/11/2024	8	K655,000.00	K499,744.06	76.30	76.30	20.05	20.05
ZM1000005810	13	26/06/2023	26/06/2033	10/01/2024	9	K65,000.00	K49,978.69	76.89	76.89	19.85	19.85
ZM1000005091	13	27/12/2021	27/12/2031	11/07/2024	7	K2,050,216.00	K1,395,861.92	68.08	68.08	24.00	24.00
ZM1000006651	19.99	28/10/2024	28/10/2027	28/10/2024	3	K5,000,000.00	K5,245,430.20	104.42	104.42	18.00	18.00
ZM1000004581	12	30/11/2020	30/11/2027	04/11/2024	3	K4,293,000.00	K3,999,567.04	93.16	93.16	17.25	17.25
ZM1000005976	14	30/11/2023	30/11/2038	30/10/2023	15	K10,000,000.00	K6,657,003.70	66.34	66.34	21.75	21.75

Disclaimer: This content is prepared from information received by the Commission through third-party reports. The content is indicative and intended for informational purposes only and shall not in any way be deemed to be investment advice, guidance or recommendation of the SEC. Users are responsible for making investment decisions and are advised to obtain independent professional advice before acting on or using this information.