



SECURITIES AND EXCHANGE COMMISSION
Protecting Investors in the Capital Markets

Date

< Friday, 6 December 2024 >

K119.2M

Total Nominal Value

K81.0M

Total Market Value

21

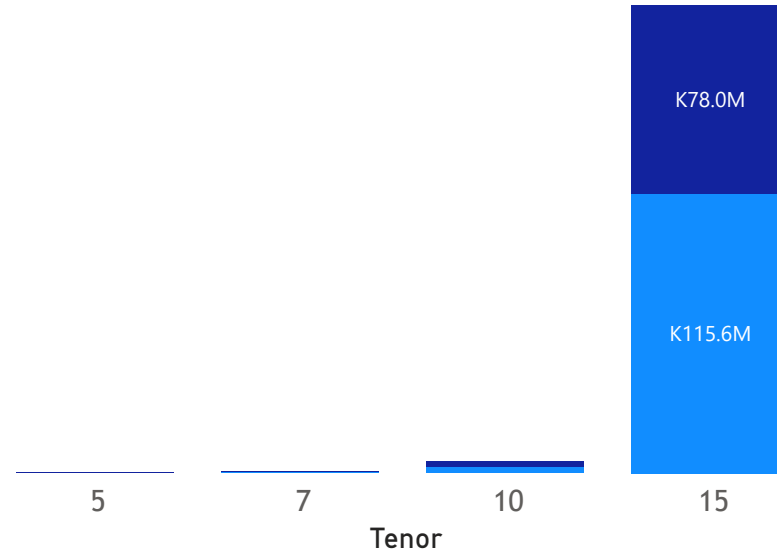
Number of Trades

GRZ Bonds Secondary Market Trade Summary Report

Consideration and Nominal Value

● Nominal Value ● Market Value

Nominal Value and Market Value



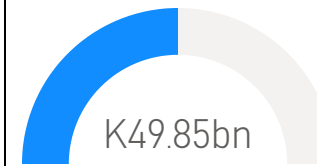
Range of Trade Prices (ZMW)*

Tenor	Min	Max
5	93.56	93.56
7	98.58	98.58
10	79.37	81.03
15	55.45	136.11

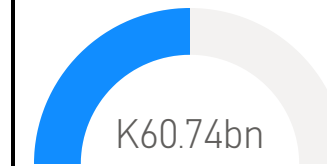
Range of Yields Rates*

Tenor	Min	Max
5	17.50	17.50
7	15.84	15.84
10	19.00	19.50
15	19.87	27.95

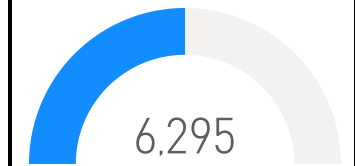
Market Value YTD



Nominal Value YTD

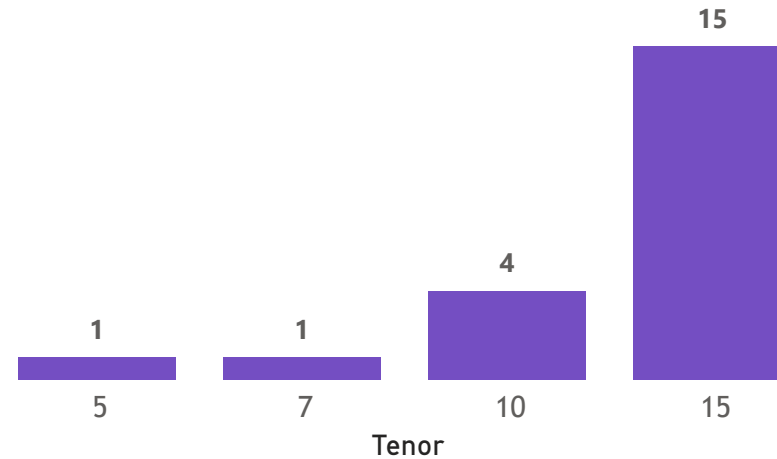


YTD trades



No. of Trades by Tenor

Trades



Primary Market November 22 2024 Auction

Tenor	Cut- Off Yield Rate	Coupon Rates	Range of Successful Yield Rates
2 Years	16.50	16.50	0.1500-16.5000
3 Years	19.90	19.90	0.2000-19.9000
5 Years	20.74	20.74	10.0000-20.7400
7 Years	21.50	21.50	16.0000-21.5000
10 Years	22.50	22.50	10.0000-22.5000
15 Years	23.29	23.29	5.0000-23.2900

*Disclaimer: This content is prepared from information received by the Commission through third-party reports. The range of prices by tenor and range of yields by tenor are based on dealer submissions. The content is indicative and intended for informational purposes only and shall not in any way be deemed to be investment advice, guidance or recommendation of the SEC. Users are responsible for making investment decisions and are advised to obtain independent professional advice before acting on or using this information.

GRZ Bonds Secondary Market Trade Summary Report

ISIN Code	Coupon Rate	Issue Date	Maturity Date	Trade Date/ Valuation Date	Years To Maturity	Nominal Value	Market Value	Min Trade Price	Max Trade Price	Min Yield	Max Yield
ZM1000004383	14	01/06/2020	01/06/2035	01/06/2020	15	K110,000,000.00	K72,304,848.91	65.54	65.54	22.75	22.75
ZM1000004383	14	01/06/2020	01/06/2035	03/12/2024	10	K274,000.00	K199,558.26	72.83	72.83	20.42	20.42
ZM1000006578	28.35	02/09/2024	02/09/2039	12/02/2024	15	K382,000.00	K519,934.25	136.11	136.11	21.65	21.65
ZM1000006578	28.35	02/09/2024	02/09/2039	12/06/2024	15	K2,080,610.00	K2,800,010.64	134.60	134.60	22.00	22.00
ZM1000003252	14	05/07/2017	05/07/2032	12/06/2024	8	K369,472.00	K293,339.78	79.31	79.31	21.20	21.20
ZM1000005919	14	21/08/2023	21/08/2038	03/12/2024	13	K402,000.00	K299,729.23	74.56	74.56	20.48	20.48
ZM1000005919	14	21/08/2023	21/08/2038	12/02/2024	14	K67,000.00	K49,928.23	74.52	74.52	20.48	20.48
ZM1000004748	14	22/03/2021	22/03/2036	03/12/2024	11	K689,000.00	K451,216.92	55.45	76.73	19.87	27.95
ZM1000004748	14	22/03/2021	22/03/2036	12/02/2024	12	K1,316,000.00	K1,009,226.67	76.69	76.69	19.87	19.87
ZM1000003864	12	23/04/2018	23/04/2025	10/12/2024	0	K369,000.00	K369,592.91	98.58	98.58	15.84	15.84
ZM1000004656	11	25/01/2021	25/01/2026	10/12/2024	1	K344,500.00	K336,647.82	93.56	93.56	17.50	17.50
ZM1000004680	14	25/01/2021	25/01/2036	12/02/2024	11	K63,000.00	K49,637.30	78.79	78.79	19.95	19.95
ZM1000005810	13	26/06/2023	26/06/2033	12/06/2024	9	K2,845,938.00	K2,299,998.94	79.37	81.03	19.00	19.50

Disclaimer: This content is prepared from information received by the Commission through third-party reports. The content is indicative and intended for informational purposes only and shall not in any way be deemed to be investment advice, guidance or recommendation of the SEC. Users are responsible for making investment decisions and are advised to obtain independent professional advice before acting on or using this information.