



SECURITIES AND EXCHANGE COMMISSION
Protecting Investors in the Capital Markets

Date

< Thursday, 5 December 2024 >

K212.6M

Total Nominal Value

K238.7M

Total Market Value

30

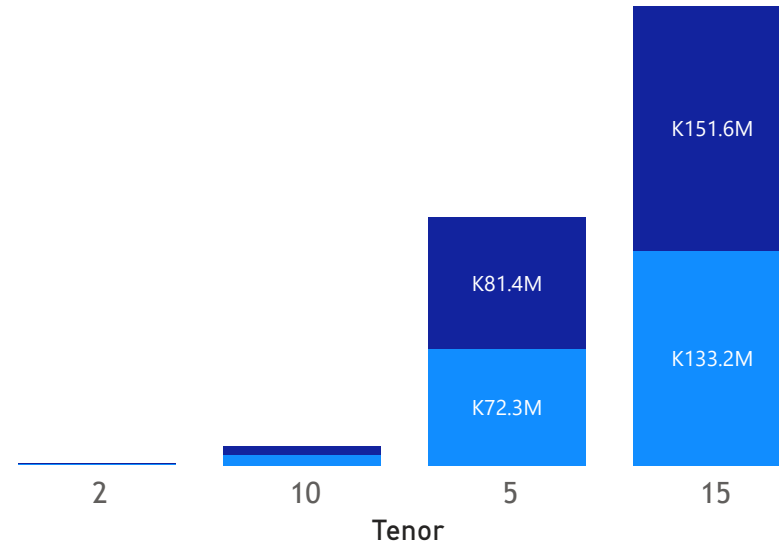
Number of Trades

GRZ Bonds Secondary Market Trade Summary Report

Consideration and Nominal Value

● Nominal Value ● Market Value

Nominal Value and Market Value



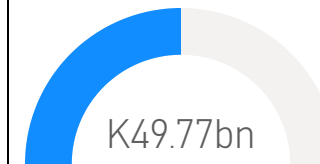
Range of Trade Prices (ZMW)*

Tenor	Min	Max
2	97.74	97.74
5	81.96	105.34
10	62.16	91.85
15	64.17	136.11

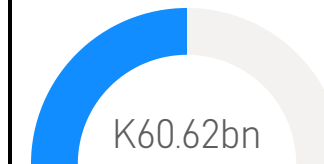
Range of Yields Rates*

Tenor	Min	Max
2	15.40	15.40
5	17.75	20.15
10	17.78	24.86
15	19.87	26.50

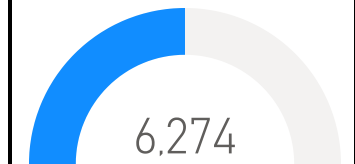
Market Value YTD



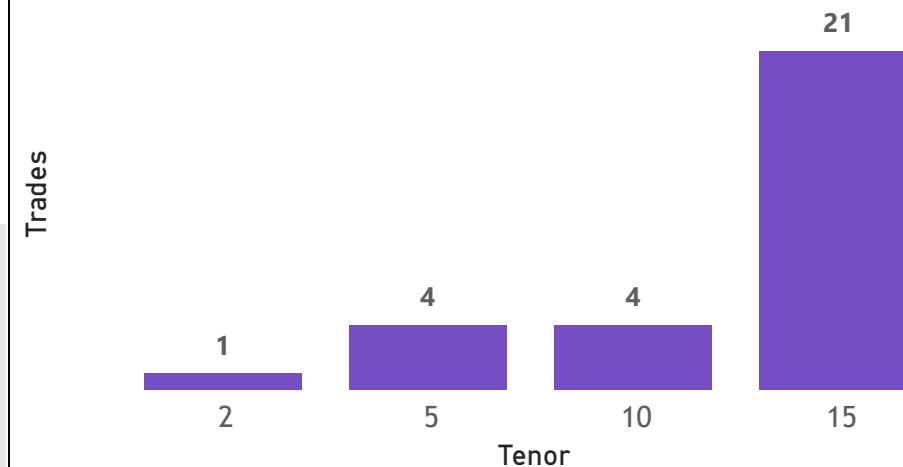
Nominal Value YTD



YTD trades



No. of Trades by Tenor



Primary Market November 22 2024 Auction

Tenor	Cut- Off Yield Rate	Coupon Rates	Range of Successful Yield Rates
2 Years	16.50	16.50	0.1500-16.5000
3 Years	19.90	19.90	0.2000-19.9000
5 Years	20.74	20.74	10.0000-20.7400
7 Years	21.50	21.50	16.0000-21.5000
10 Years	22.50	22.50	10.0000-22.5000
15 Years	23.29	23.29	5.0000-23.2900

*Disclaimer: This content is prepared from information received by the Commission through third-party reports. The range of prices by tenor and range of yields by tenor are based on dealer submissions. The content is indicative and intended for informational purposes only and shall not in any way be deemed to be investment advice, guidance or recommendation of the SEC. Users are responsible for making investment decisions and are advised to obtain independent professional advice before acting on or using this information.

GRZ Bonds Secondary Market Trade Summary Report

ISIN Code	Coupon Rate	Issue Date	Maturity Date	Trade Date/ Valuation Date	Years To Maturity	Nominal Value	Market Value	Min Trade Price	Max Trade Price	Min Yield	Max Yield
ZM1000004383	14	01/06/2020	01/06/2035	05/12/2024	10	K140,942.00	K100,000.30	70.76	70.76	21.00	21.00
ZM1000004383	14	01/06/2020	01/06/2035	09/12/2024	10	K15,000,000.00	K9,670,777.40	64.17	64.17	23.25	23.25
ZM1000004383	14	01/06/2020	01/06/2035	10/12/2024	10	K11,070,000.00	K7,332,877.42	65.54	69.20	21.50	22.75
ZM1000006636	27.75	01/10/2024	01/10/2039	05/12/2024	14	K60,000,000.00	K73,386,827.12	116.76	122.15	23.50	23.64
ZM1000006578	28.35	02/09/2024	02/09/2039	02/12/2024	14	K382,000.00	K519,934.25	136.11	136.11	21.65	21.65
ZM1000006578	28.35	02/09/2024	02/09/2039	05/12/2024	14	K20,000.00	K23,377.50	106.22	112.39	25.00	26.50
ZM1000005653	9	04/03/2023	04/03/2025	18/11/2024	0	K580,000.00	K573,444.56	97.74	97.74	15.40	15.40
ZM1000003997	13	17/12/2018	17/12/2028	28/11/2024	4	K133,000.00	K111,063.63	83.51	83.51	20.65	20.65
ZM1000005901	13	21/08/2023	21/08/2033	02/12/2024	8	K165,000.00	K102,568.20	62.16	62.16	24.86	24.86
ZM1000005919	14	21/08/2023	21/08/2038	02/12/2024	13	K67,000.00	K49,928.23	74.52	74.52	20.48	20.48
ZM1000003054	13	21/11/2016	21/11/2026	14/10/2024	2	K1,192,630.00	K1,157,458.19	91.85	91.85	17.78	17.78
ZM1000006099	22	22/01/2024	22/01/2029	10/12/2024	4	K30,000,000.00	K34,025,709.04	104.92	104.92	20.15	20.15
ZM1000006099	22	22/01/2024	22/01/2029	11/12/2024	4	K39,000,000.00	K44,421,508.60	105.34	105.34	20.00	20.00
ZM1000006123	26.5	22/01/2024	22/01/2039	05/12/2024	14	K44,040,100.00	K58,589,665.84	121.82	134.38	21.00	21.50
ZM1000004748	14	22/03/2021	22/03/2036	02/12/2024	11	K1,316,000.00	K1,009,226.67	76.69	76.69	19.87	19.87
ZM1000006511	27.25	22/07/2024	22/07/2039	05/12/2024	14	K80,000.00	K92,824.52	102.60	108.56	25.00	26.50
ZM1000005885	11	21/08/2023	24/07/2028	02/12/2024	3	K1,342,000.00	K1,099,888.72	81.96	81.96	19.24	19.24
ZM1000004680	14	25/01/2021	25/01/2036	02/12/2024	11	K63,000.00	K49,637.30	78.79	78.79	19.95	19.95
ZM1000005091	13	27/12/2021	27/12/2031	10/12/2024	7	K5,000,000.00	K3,841,471.44	70.92	70.92	21.10	21.10
ZM1000004839	11	28/06/2021	28/06/2026	10/10/2024	1	K1,941,692.00	K1,818,018.53	90.38	90.38	17.75	17.75
ZM1000005976	14	30/11/2023	30/11/2038	02/12/2024	14	K1,017,000.00	K728,665.91	71.65	71.65	20.51	20.51

Disclaimer: This content is prepared from information received by the Commission through third-party reports. The content is indicative and intended for informational purposes only and shall not in any way be deemed to be investment advice, guidance or recommendation of the SEC. Users are responsible for making investment decisions and are advised to obtain independent professional advice before acting on or using this information.