



SECURITIES AND EXCHANGE COMMISSION
Protecting Investors in the Capital Markets

Date

< Tuesday, 5 November 2024 >

K179.5M

Total Nominal Value

K184.2M

Total Market Value

36

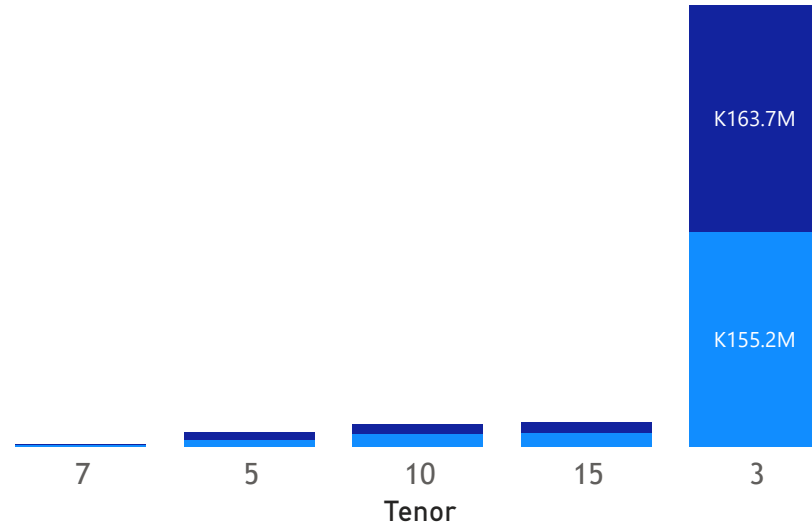
Number of Trades

GRZ Bonds Secondary Market Trade Summary Report

Consideration and Nominal Value

● Nominal Value ● Market Value

Nominal Value and Market Value



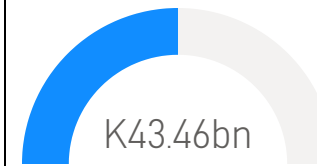
Range of Trade Prices (ZMW)*

Tenor	Min	Max
3	56.29	108.90
5	83.30	116.92
7	75.60	87.74
10	61.74	76.88
15	53.69	109.36

Range of Yields Rates*

Tenor	Min	Max
3	18.30	38.50
5	18.17	21.67
7	18.28	23.50
10	19.79	26.64
15	18.74	28.75

Market Value YTD



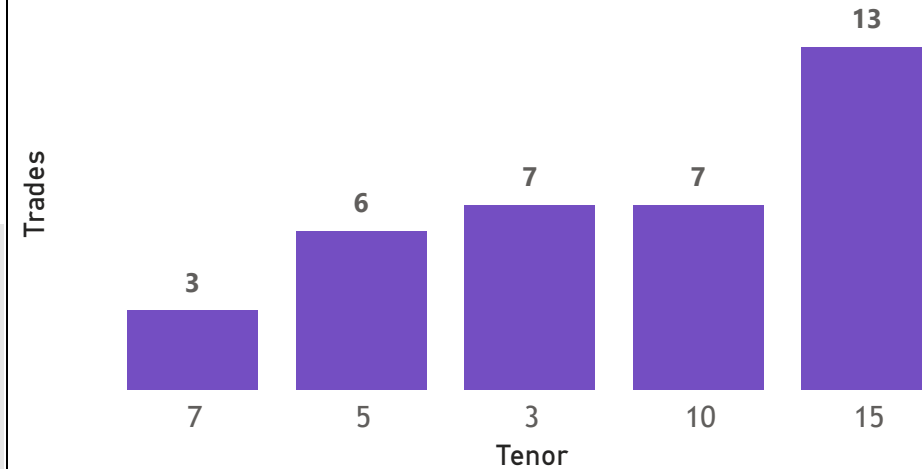
Nominal Value YTD



YTD trades



No. of Trades by Tenor



Primary Market October 25 2024 Auction

Tenor	Cut- Off Yield Rate	Coupon Rates	Range of Successful Yield Rates
2 Years	16.50	16.50	15.000-16.5000
3 Years	19.99	19.99	10.0000-19.9900
5 Years	21.49	21.49	23.0000-21.4900
7 Years	21.50	21.50	19.0000-21.5000
10 Years	22.50	22.50	20.0000-22.5000
15 Years	23.49	23.49	20.0000-23.4900

*Disclaimer: This content is prepared from information received by the Commission through third-party reports. The range of prices by tenor and range of yields by tenor are based on dealer submissions. The content is indicative and intended for informational purposes only and shall not in any way be deemed to be investment advice, guidance or recommendation of the SEC. Users are responsible for making investment decisions and are advised to obtain independent professional advice before acting on or using this information.



GRZ Bonds Secondary Market Trade Summary Report

ISIN Code	Coupon Rate	Issue Date	Maturity Date	Trade Date/ Valuation Date	Years To Maturity	Nominal Value	Market Value	Min Trade Price	Max Trade Price	Min Yield	Max Yield
ZM1000004383	14	01/06/2020	01/06/2035	05/11/2024	10	K41,000.00	K29,468.68	71.87	71.87	22.60	22.60
ZM1000004383	14	01/06/2020	01/06/2035	31/10/2024	10	K772,000.00	K599,648.83	77.67	77.67	20.69	20.69
ZM1000006594	21.45	01/10/2024	01/10/2027	01/11/2024	2	K25,000,000.00	K27,224,779.11	108.90	108.90	18.30	18.30
ZM1000006594	21.45	01/10/2024	01/10/2027	30/09/2024	3	K25,000,000.00	K27,224,779.11	106.78	106.78	18.30	18.30
ZM1000006545	23.5	02/09/2024	02/09/2029	28/10/2024	4	K953,000.00	K1,098,558.97	115.27	115.27	19.75	19.75
ZM1000006545	23.5	02/09/2024	02/09/2029	29/10/2024	4	K1,881,000.00	K2,199,186.46	116.92	116.92	19.20	19.20
ZM1000006545	23.5	02/09/2024	02/09/2029	31/10/2024	4	K1,246,000.00	K1,439,905.61	115.56	115.56	19.68	19.68
ZM1000005679	11	04/03/2023	04/03/2028	01/11/2024	3	K120,000.00	K99,962.90	83.30	83.30	18.17	18.17
ZM1000003252	14	05/07/2017	05/07/2032	11/05/2024	8	K235,282.00	K170,000.34	72.19	72.19	23.25	23.25
ZM1000006180	26.5	19/02/2024	19/02/2039	11/05/2024	14	K2,000,000.00	K2,188,022.38	109.36	109.36	25.50	25.50
ZM1000005901	13	21/08/2023	21/08/2033	31/10/2024	8	K1,665,000.00	K1,047,285.82	62.90	62.90	24.05	24.05
ZM1000005919	14	21/08/2023	21/08/2038	31/10/2024	13	K2,202,000.00	K1,599,021.70	71.29	73.44	20.45	21.10
ZM1000003062	14	21/11/2016	21/11/2031	31/10/2024	7	K169,000.00	K149,197.65	88.28	88.28	18.74	18.74
ZM1000004730	12	22/03/2021	22/03/2028	11/05/2024	3	K264,392.00	K200,001.26	75.60	75.60	23.50	23.50
ZM1000004748	14	22/03/2021	22/03/2036	31/10/2024	11	K2,771,000.00	K1,999,951.83	72.17	72.17	20.86	20.86
ZM1000005851	14	24/07/2023	24/07/2038	11/01/2024	14	K68,000.00	K36,511.25	53.69	53.69	28.75	28.75
ZM1000004680	14	25/01/2021	25/01/2036	29/10/2024	11	K1,379,000.00	K999,651.72	72.49	72.49	21.45	21.45
ZM1000005810	13	26/06/2023	26/06/2033	29/10/2024	8	K4,942,000.00	K3,799,558.06	76.88	76.88	19.79	19.79
ZM1000005810	13	26/06/2023	26/06/2033	31/10/2024	8	K2,047,000.00	K1,552,370.70	74.76	76.22	20.05	20.52
ZM1000005331	13	27/06/2022	27/06/2032	11/05/2024	8	K101,822.00	K70,000.24	68.74	68.74	23.25	23.25
ZM1000005067	10	27/12/2021	27/12/2024	10/05/2022	2	K5,169,000.00	K5,120,533.87	56.29	56.29	38.37	38.50
ZM1000005075	11	27/12/2021	27/12/2026	01/11/2024	2	K557,000.00	K480,897.34	86.34	86.34	21.67	21.67

Disclaimer: This content is prepared from information received by the Commission through third-party reports. The content is indicative and intended for informational purposes only and shall not in any way be deemed to be investment advice, guidance or recommendation of the SEC. Users are responsible for making investment decisions and are advised to obtain independent professional advice before acting on or using this information.