



SECURITIES AND EXCHANGE COMMISSION
Protecting Investors in the Capital Markets

Date

< Wednesday, 4 December 2024 >

K548.6M

Total Nominal Value

K422.8M

Total Market Value

23

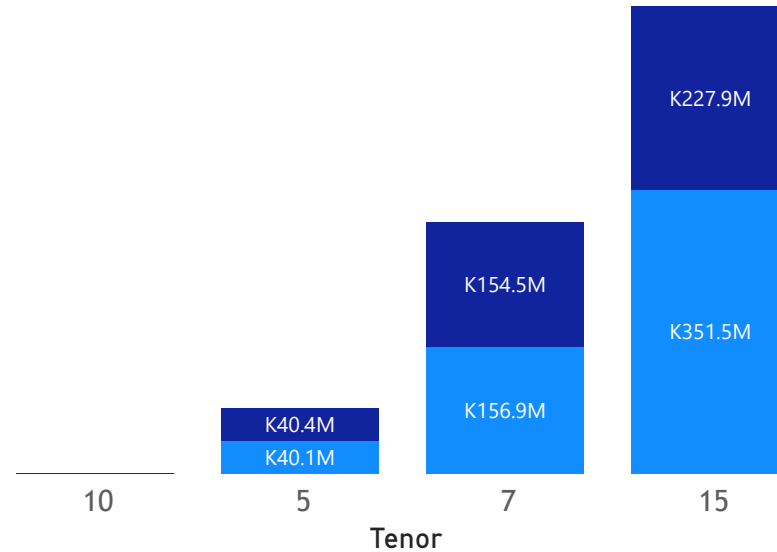
Number of Trades

GRZ Bonds Secondary Market Trade Summary Report

Consideration and Nominal Value

● Nominal Value ● Market Value

Nominal Value and Market Value



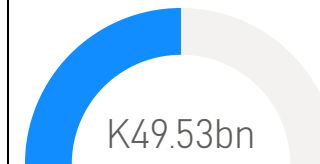
Range of Trade Prices (ZMW)*

Tenor	Min	Max
5	90.47	99.93
7	98.46	98.46
10	66.37	112.45
15	59.26	80.95

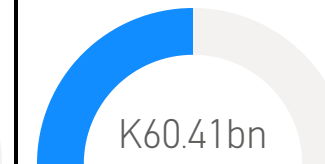
Range of Yields Rates*

Tenor	Min	Max
5	20.75	25.20
7	17.50	17.50
10	22.50	24.05
15	19.87	25.85

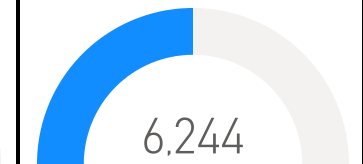
Market Value YTD



Nominal Value YTD

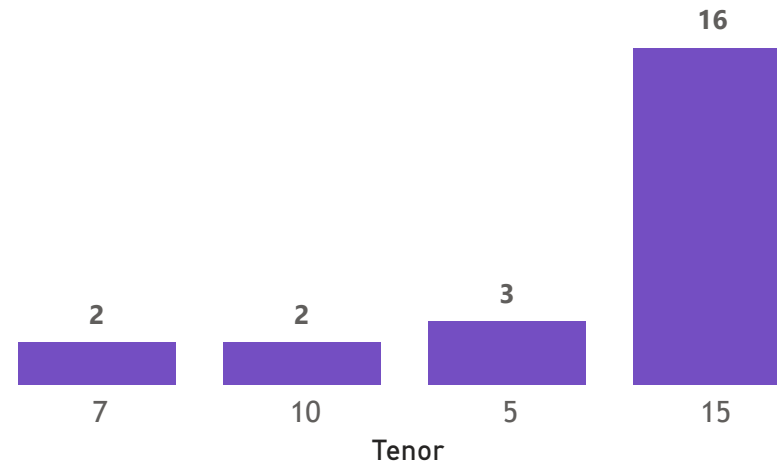


YTD trades



No. of Trades by Tenor

Trades



Primary Market November 22 2024 Auction

Tenor	Cut- Off Yield Rate	Coupon Rates	Range of Successful Yield Rates
2 Years	16.50	16.50	0.1500-16.5000
3 Years	19.90	19.90	0.2000-19.9000
5 Years	20.74	20.74	10.0000-20.7400
7 Years	21.50	21.50	16.0000-21.5000
10 Years	22.50	22.50	10.0000-22.5000
15 Years	23.29	23.29	5.0000-23.2900

*Disclaimer: This content is prepared from information received by the Commission through third-party reports. The range of prices by tenor and range of yields by tenor are based on dealer submissions. The content is indicative and intended for informational purposes only and shall not in any way be deemed to be investment advice, guidance or recommendation of the SEC. Users are responsible for making investment decisions and are advised to obtain independent professional advice before acting on or using this information.

GRZ Bonds Secondary Market Trade Summary Report

ISIN Code	Coupon Rate	Issue Date	Maturity Date	Trade Date/ Valuation Date	Years To Maturity	Nominal Value	Market Value	Min Trade Price	Max Trade Price	Min Yield	Max Yield
ZM1000004383	14	01/06/2020	01/06/2035	04/12/2024	10	K118,000,000.00	K75,939,349.37	64.36	64.36	23.25	23.25
ZM1000004383	14	01/06/2020	01/06/2035	06/12/2024	10	K228,000,000.00	K147,937,188.29	64.16	65.26	22.85	23.25
ZM1000004383	14	01/06/2020	01/06/2035	29/11/2024	10	K1,270,000.00	K920,621.33	72.49	72.49	20.50	20.50
ZM1000004102	12	17/06/2019	17/06/2026	12/04/2024	2	K156,859,688.00	K154,484,389.68	98.46	98.46	17.50	17.50
ZM1000004979	13	20/09/2021	20/09/2031	27/11/2024	6	K90,000.00	K59,730.66	66.37	66.37	24.05	24.05
ZM1000005919	14	21/08/2023	21/08/2038	27/11/2024	13	K295,000.00	K175,910.23	59.63	59.63	25.85	25.85
ZM1000005919	14	21/08/2023	21/08/2038	28/11/2024	13	K529,000.00	K391,651.19	74.04	74.04	20.60	20.60
ZM1000004748	14	22/03/2021	22/03/2036	29/11/2024	11	K913,000.00	K699,806.28	76.65	76.65	19.87	19.87
ZM1000006503	25.75	22/07/2024	22/07/2034	04/12/2024	9	K5,000.00	K6,098.93	112.45	112.45	22.50	22.50
ZM1000001967	14	26/11/2012	23/11/2027	31/12/1899	128	K1,023,000.00	K828,141.06	80.95	80.95	23.40	23.40
ZM1000004656	11	25/01/2021	25/01/2026	31/12/1899	126	K130,000.00	K117,608.20	90.47	90.47	25.20	25.20
ZM1000006727	20.74	25/11/2024	25/11/2029	04/12/2024	4	K20,000,000.00	K20,145,861.37	99.93	99.93	20.75	20.75
ZM1000006727	20.74	25/11/2024	25/11/2029	09/12/2024	4	K20,000,000.00	K20,145,861.37	99.93	99.93	20.75	20.75
ZM1000005760	14	29/05/2023	29/05/2038	12/04/2024	14	K576,000.00	K341,325.70	59.26	59.26	24.50	24.50
ZM1000005976	14	30/11/2023	30/11/2038	29/11/2024	14	K879,000.00	K629,454.62	71.61	71.61	20.51	20.51

Disclaimer: This content is prepared from information received by the Commission through third-party reports. The content is indicative and intended for informational purposes only and shall not in any way be deemed to be investment advice, guidance or recommendation of the SEC. Users are responsible for making investment decisions and are advised to obtain independent professional advice before acting on or using this information.