



SECURITIES AND EXCHANGE COMMISSION
Protecting Investors in the Capital Markets

Date

Monday, 4 November 2024

K376.6M
Total Nominal Value

K333.3M
Total Market Value

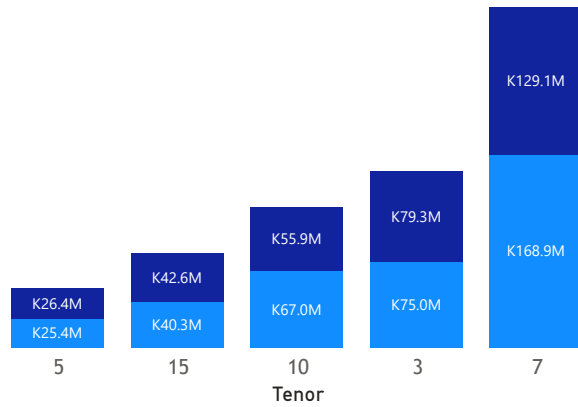
35
Number of Trades

GRZ Bonds Secondary Market Trade Summary Report

Consideration and Nominal Value

● Nominal Value ● Market Value

Nominal Value and Market Value



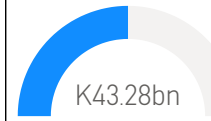
Range of Trade Prices (ZMW)*

Tenor	Min	Max
3	103.73	106.78
5	90.09	115.27
7	73.19	91.84
10	76.27	120.88
15	59.68	116.16


Range of Yields Rates*

Tenor	Min	Max
3	18.30	18.30
5	19.73	23.75
7	16.20	20.33
10	19.79	22.31
15	19.50	24.25

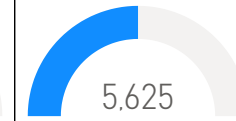
Market Value YTD



Nominal Value YTD

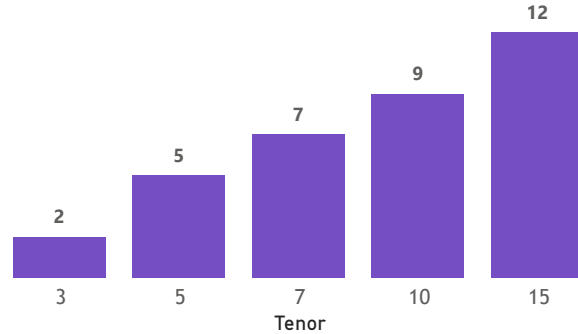


YTD trades



No. of Trades by Tenor

Trades



Primary Market October 25 2024 Auction

Tenor	Cut- Off Yield Rate	Coupon Rates	Range of Successful Yield Rates
2 Years	16.50	16.50	15.000-16.5000
3 Years	19.99	19.99	10.0000-19.9900
5 Years	21.49	21.49	23.0000-21.4900
7 Years	21.50	21.50	19.0000-21.5000
10 Years	22.50	22.50	20.0000-22.5000
15 Years	23.49	23.49	20.0000-23.4900

*Disclaimer: This content is prepared from information received by the Commission through third-party reports. The range of prices by tenor and range of yields by tenor are based on dealer submissions. The content is indicative and intended for informational purposes only and shall not in any way be deemed to be investment advice, guidance or recommendation of the SEC. Users are responsible for making investment decisions and are advised to obtain independent professional advice before acting on or using this information.



GRZ Bonds Secondary Market Trade Summary Report

ISIN Code	Coupon Rate	Issue Date	Maturity Date	Trade Date/ Valuation Date	Years To Maturity	Nominal Value	Market Value	Min Trade Price	Max Trade Price	Min Yield	Max Yield
ZM1000004383	14	01/06/2020	01/06/2035	04/11/2024	10	K723,000.00	K519,350.14	71.83	71.83	22.60	22.60
ZM1000004383	14	01/06/2020	01/06/2035	30/10/2024	10	K1,424,000.00	K1,129,550.43	79.32	79.32	20.18	20.18
ZM1000004383	14	01/06/2020	01/06/2035	31/10/2024	10	K368,055.00	K300,000.29	75.68	75.68	19.50	19.50
ZM1000006594	21.45	01/10/2024	01/10/2027	30/09/2024	3	K25,000,000.00	K27,224,779.11	106.78	106.78	18.30	18.30
ZM1000006545	23.5	02/09/2024	02/09/2029	28/10/2024	4	K781,000.00	K898,942.95	115.10	115.10	19.73	19.73
ZM1000006545	23.5	02/09/2024	02/09/2029	30/10/2024	4	K953,000.00	K1,098,558.97	115.27	115.27	19.75	19.75
ZM1000005729	12	05/02/2023	05/02/2030	07/11/2024	5	K85,000,000.00	K62,348,336.03	73.19	73.19	20.33	20.33
ZM1000005448	12	19/09/2022	19/09/2029	04/11/2024	4	K20,000,000.00	K15,348,511.78	75.13	75.13	20.25	20.25
ZM1000005448	12	19/09/2022	19/09/2029	07/11/2024	4	K20,000,000.00	K15,348,511.78	75.13	75.13	20.25	20.25
ZM1000005919	14	21/08/2023	21/08/2038	28/05/2024	14	K69,000.00	K49,706.08	66.25	66.25	20.81	20.81
ZM1000006503	25.75	22/07/2024	22/07/2034	18/07/2024	10	K893,000.00	K1,079,456.03	120.88	120.88	22.20	22.20
ZM1000006503	25.75	22/07/2024	22/07/2034	28/10/2024	9	K2,068,000.00	K2,499,813.75	120.88	120.88	22.20	22.20
ZM1000005612	14	23/01/2023	23/01/2038	04/11/2024	13	K50,000.00	K31,833.12	59.68	59.68	24.25	24.25
ZM1000005125	12	24/01/2022	24/01/2029	04/11/2024	4	K19,200,000.00	K15,501,087.65	77.25	77.25	20.25	20.25
ZM1000005125	12	24/01/2022	24/01/2029	07/11/2024	4	K19,200,000.00	K15,501,087.65	77.25	77.25	20.25	20.25
ZM1000004656	11	25/01/2021	25/01/2026	30/10/2024	1	K1,518,000.00	K1,367,637.13	90.09	90.09	23.75	23.75
ZM1000004672	13	25/01/2021	25/01/2031	29/10/2024	6	K50,000,000.00	K38,136,355.49	76.27	76.27	21.00	21.00
ZM1000004680	14	25/01/2021	25/01/2036	28/10/2024	11	K65,000.00	K49,531.44	76.20	76.20	20.29	20.29
ZM1000005810	13	26/06/2023	26/06/2033	28/10/2024	8	K65,000.00	K49,948.08	76.84	76.84	19.79	19.79
ZM1000005828	14	26/06/2023	26/06/2038	04/11/2024	13	K180,000.00	K117,367.76	65.20	65.20	24.00	24.00
ZM1000004342	12	27/04/2020	27/04/2027	01/11/2024	2	K5,444,000.00	K4,999,627.16	91.84	91.84	16.20	16.20
ZM1000006651	19.99	28/10/2024	28/10/2027	28/10/2024	3	K50,000,000.00	K52,086,468.49	103.73	103.73	18.30	18.30

Disclaimer: This content is prepared from information received by the Commission through third-party reports. The content is indicative and intended for informational purposes only and shall not in any way be deemed to be investment advice, guidance or recommendation of the SEC. Users are responsible for making investment decisions and are advised to obtain independent professional advice before acting on or using this information.