



SECURITIES AND EXCHANGE COMMISSION
Protecting Investors in the Capital Markets

Date

< Monday, 30 September 2024 >

K549.8M

Total Nominal Value

K447.9M

Total Market Value

47

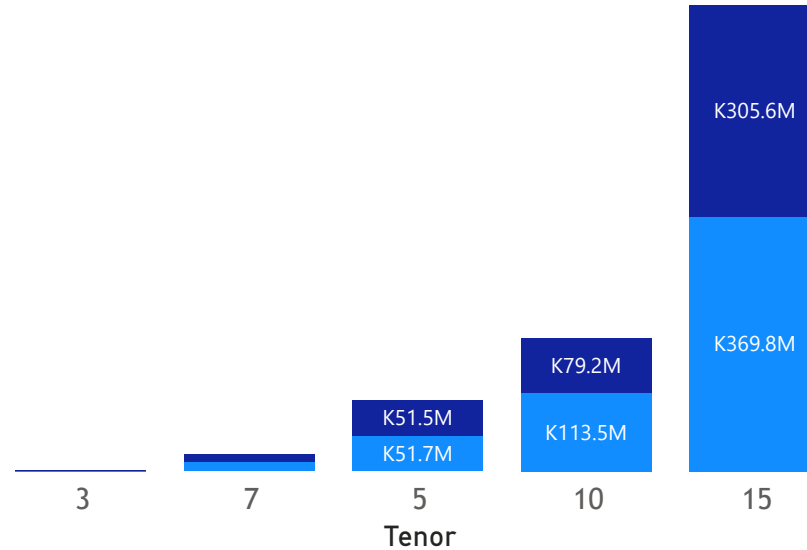
Number of Trades

GRZ Bonds Secondary Market Trade Summary Report

Consideration and Nominal Value

● Nominal Value ● Market Value

Nominal Value and Market Value



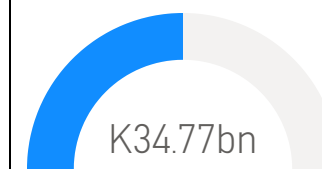
Range of Trade Prices (ZMW)*

Tenor	Min	Max
3	92.26	92.26
5	75.42	100.00
7	74.87	79.79
10	67.56	109.10
15	55.98	113.56

Range of Yields Rates*

Tenor	Min	Max
3	19.10	19.10
5	16.05	23.50
7	21.00	23.20
10	21.00	27.88
15	23.00	27.75

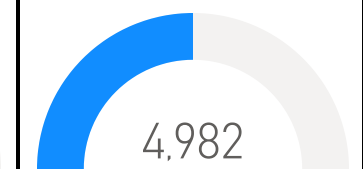
Market Value YTD



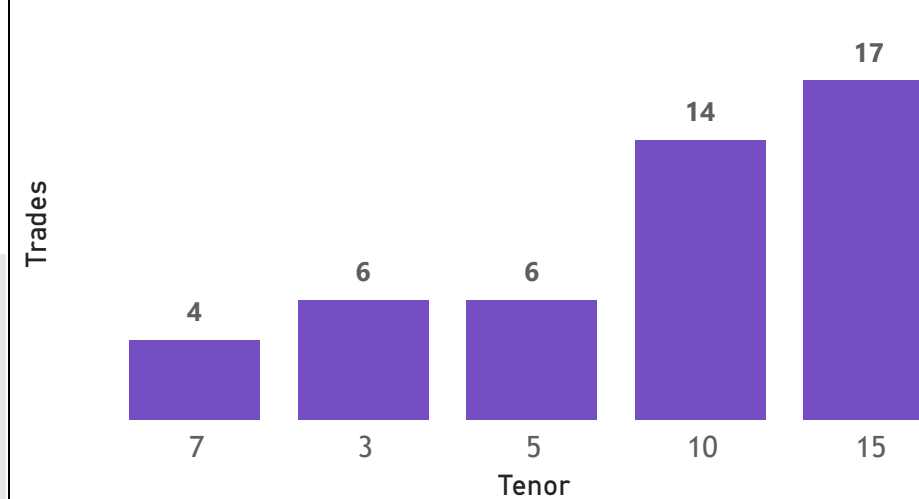
Nominal Value YTD



YTD trades



No. of Trades by Tenor



Primary Market October 25 2024 Auction

Tenor	Cut- Off Yield Rate	Coupon Rates	Range of Successful Yield Rates
2 Years	16.50	16.50	15.0000-16.5000
3 Years	19.99	19.99	10.0000-19.9900
5 Years	21.49	21.49	23.0000-21.4900
7 Years	21.50	21.50	19.0000-21.5000
10 Years	22.50	22.50	20.0000-22.5000
15 Years	23.49	23.49	20.0000-23.4900

*Disclaimer: This content is prepared from information received by the Commission through third-party reports. The range of prices by tenor and range of yields by tenor are based on dealer submissions. The content is indicative and intended for informational purposes only and shall not in any way be deemed to be investment advice, guidance or recommendation of the SEC. Users are responsible for making investment decisions and are advised to obtain independent professional advice before acting on or using this



GRZ Bonds Secondary Market Trade Summary Report

ISIN Code	Coupon Rate	Issue Date	Maturity Date	Trade Date/ Valuation Date	Years To Maturity	Nominal Value	Market Value	Min Trade Price	Max Trade Price	Min Yield	Max Yield
ZM1000004383	14	01/06/2020	01/06/2035	30/09/2024	10	K200,000,000.00	K130,737,504.11	60.69	60.69	24.50	24.50
ZM1000006602	23.5	01/10/2024	01/10/2029	30/09/2024	5	K49,942,805.00	K49,942,802.81	100.00	100.00	23.50	23.50
ZM1000006636	27.75	01/10/2024	01/10/2039	02/10/2024	15	K41,500,000.00	K41,632,532.24	100.17	100.17	27.70	27.70
ZM1000006636	27.75	01/10/2024	01/10/2039	30/09/2024	15	K59,538,336.00	K59,771,172.75	100.00	100.71	27.55	27.75
ZM1000006248	26.5	02/04/2024	02/04/2039	30/09/2024	14	K11,320,000.00	K13,017,761.81	101.86	101.86	26.00	26.00
ZM1000006578	28.35	02/09/2024	02/09/2039	25/09/2024	14	K3,700,000.00	K3,999,282.76	108.09	108.09	26.61	26.61
ZM1000003997	13	17/12/2018	17/12/2028	27/09/2024	4	K189,000.00	K149,855.60	79.29	79.29	22.13	22.13
ZM1000003351	13	18/12/2017	18/12/2027	23/09/2024	3	K200,000.00	K158,586.89	79.29	79.29	24.22	24.22
ZM1000005422	10	19/09/2022	19/09/2025	19/09/2022	3	K640,000.00	K591,895.70	92.26	92.26	19.10	19.10
ZM1000005455	13	19/09/2022	19/09/2032	27/09/2024	8	K4,279,412.00	K3,000,001.06	70.12	70.12	21.00	21.00
ZM1000004979	13	20/09/2021	20/09/2031	20/09/2021	10	K66,000,000.00	K44,825,460.49	67.56	67.56	22.40	22.40
ZM1000005158	12	21/02/2022	21/02/2029	21/02/2022	7	K10,000,000.00	K7,608,993.84	74.87	74.87	21.00	21.00
ZM1000005901	13	21/08/2023	21/08/2033	02/08/2024	9	K1,235,000.00	K693,779.56	70.05	70.05	25.74	27.88
ZM1000005919	14	21/08/2023	21/08/2038	25/09/2024	13	K91,600.00	K51,281.57	55.98	55.98	26.40	26.40
ZM1000006099	22	22/01/2024	22/01/2029	22/01/2024	5	K320,000.00	K324,838.08	97.53	97.53	22.87	22.87
ZM1000006123	26.5	22/01/2024	22/01/2039	30/09/2024	14	K51,408,486.00	K55,046,647.81	101.67	113.56	24.32	26.00
ZM1000006503	25.75	22/07/2024	22/07/2034	25/09/2024	9	K458,000.00	K499,695.20	109.10	109.10	24.56	24.56
ZM1000005885	11	21/08/2023	24/07/2028	25/09/2024	3	K199,000.00	K150,092.92	75.42	75.42	21.00	21.00
ZM1000005851	14	24/07/2023	24/07/2038	30/09/2024	13	K312,398.00	K199,995.86	62.69	65.38	23.00	24.00
ZM1000004656	11	25/01/2021	25/01/2026	23/09/2024	1	K1,011,000.00	K895,652.28	88.59	88.59	23.11	23.11
ZM1000004680	14	25/01/2021	25/01/2036	24/09/2024	11	K249,000.00	K149,968.70	60.23	60.23	25.50	25.50
ZM1000004680	14	25/01/2021	25/01/2036	25/09/2024	11	K1,658,000.00	K999,791.63	60.30	60.30	25.52	25.52

Disclaimer: This content is prepared from information received by the Commission through third-party reports. The content is indicative and intended for informational purposes only and shall not in any way be deemed to be investment advice, guidance or recommendation of the SEC. Users are responsible for making investment decisions and are advised to obtain independent professional advice before acting on or using this information.