



**SECURITIES AND EXCHANGE COMMISSION**  
Protecting Investors in the Capital Markets

Date

Thursday, 26 September 2024

**K116.6M**

Total Nominal Value

**K89.8M**

Total Market Value

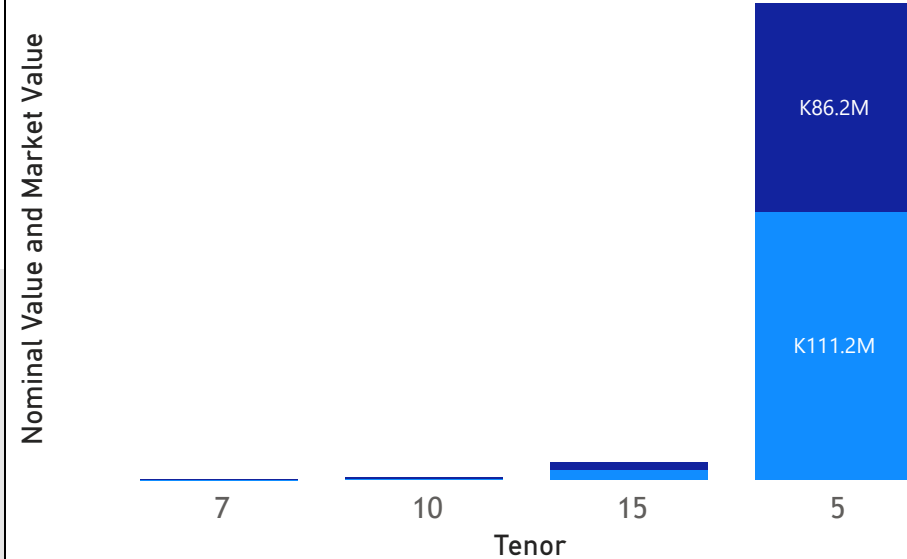
**20**

Number of Trades

# GRZ Bonds Secondary Market Trade Summary Report

## Consideration and Nominal Value

● Nominal Value ● Market Value



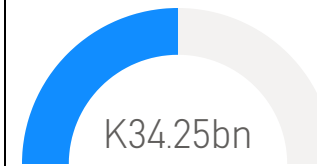
## Range of Trade Prices (ZMW)\*

Tenor	Min	Max
5	77.42	88.59
7	95.30	95.30
10	53.06	83.43
15	52.96	98.99

## Range of Yields Rates\*

Tenor	Min	Max
5	20.00	24.00
7	23.00	23.00
10	22.00	27.88
15	18.68	28.00

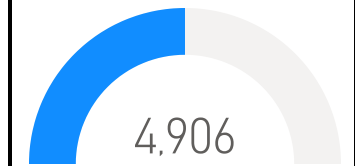
## Market Value YTD



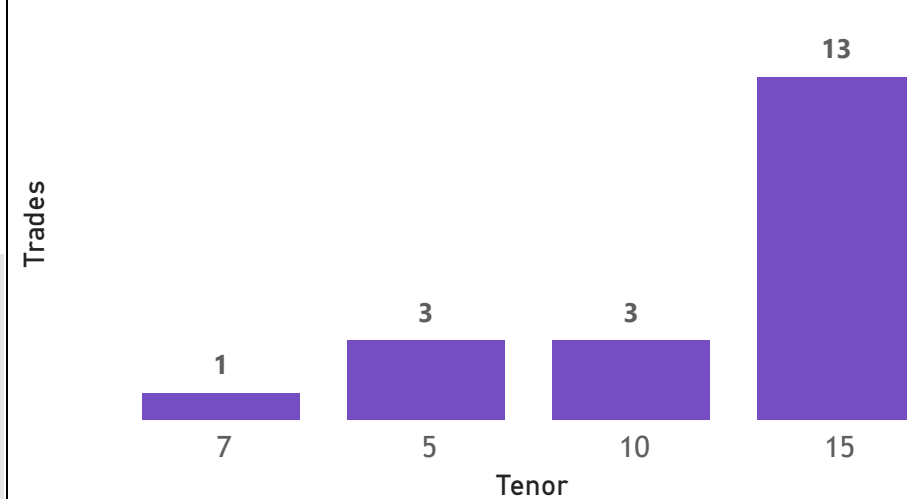
## Nominal Value YTD



## YTD trades



## No. of Trades by Tenor



## Primary Market October 25 2024 Auction

Tenor	Cut- Off Yield Rate	Coupon Rates	Range of Successful Yield Rates
2 Years	16.50	16.50	15.0000-16.5000
3 Years	19.99	19.99	10.0000-19.9900
5 Years	21.49	21.49	23.0000-21.4900
7 Years	21.50	21.50	19.0000-21.5000
10 Years	22.50	22.50	20.0000-22.5000
15 Years	23.49	23.49	20.0000-23.4900

\*Disclaimer: This content is prepared from information received by the Commission through third-party reports. The range of prices by tenor and range of yields by tenor are based on dealer submissions. The content is indicative and intended for informational purposes only and shall not in any way be deemed to be investment advice, guidance or recommendation of the SEC. Users are responsible for making investment decisions and are advised to obtain independent professional advice before acting on or using this

# GRZ Bonds Secondary Market Trade Summary Report

ISIN Code	Coupon Rate	Issue Date	Maturity Date	Trade Date/ Valuation Date	Years To Maturity	Nominal Value	Market Value	Min Trade Price	Max Trade Price	Min Yield	Max Yield
ZM1000004383	14	01/06/2020	01/06/2035	23/09/2024	10	K521,000.00	K323,990.48	62.19	62.19	25.75	25.75
ZM1000004383	14	01/06/2020	01/06/2035	26/09/2024	10	K712,384.00	K460,246.95	59.66	63.25	23.50	26.90
ZM1000003898	12	04/07/2018	04/07/2025	26/09/2024	0	K135,000.00	K128,655.20	95.30	95.30	23.00	23.00
ZM1000001637	14	21/11/2011	17/11/2026	19/09/2024	2	K505,000.00	K499,923.57	98.99	98.99	18.68	18.68
ZM1000003351	13	18/12/2017	18/12/2027	23/09/2024	3	K400,000.00	K325,437.98	79.29	83.43	22.00	24.22
ZM1000005901	13	21/08/2023	21/08/2033	23/09/2024	8	K366,000.00	K194,206.16	53.06	53.06	27.88	27.88
ZM1000004748	14	22/03/2021	22/03/2036	19/09/2024	11	K152,000.00	K99,983.94	65.78	65.78	22.42	22.42
ZM1000004748	14	22/03/2021	22/03/2036	23/09/2024	11	K800,000.00	K489,397.00	61.17	61.17	24.15	24.15
ZM1000005406	14	22/08/2022	22/08/2037	23/09/2024	12	K228,000.00	K120,760.12	52.96	52.96	28.00	28.00
ZM1000005224	14	23/03/2022	23/03/2037	26/09/2024	12	K250,000.00	K134,982.42	53.99	53.99	27.00	27.00
ZM1000005885	11	21/08/2023	24/07/2028	18/08/2023	4	K110,000,000.00	K85,164,784.66	77.42	77.42	20.00	20.00
ZM1000005851	14	24/07/2023	24/07/2038	26/09/2024	13	K1,316,188.00	K796,995.32	60.50	60.55	24.80	24.82
ZM1000004656	11	25/01/2021	25/01/2026	23/09/2024	1	K1,011,000.00	K895,652.28	88.59	88.59	23.11	23.11
ZM1000004656	11	25/01/2021	25/01/2026	26/09/2024	1	K171,000.00	K149,993.22	87.72	87.72	24.00	24.00

Disclaimer: This content is prepared from information received by the Commission through third-party reports. The content is indicative and intended for informational purposes only and shall not in any way be deemed to be investment advice, guidance or recommendation of the SEC. Users are responsible for making investment decisions and are advised to obtain independent professional advice before acting on or using this information.