



SECURITIES AND EXCHANGE COMMISSION
Protecting Investors in the Capital Markets

Date

< Friday, 25 October 2024

K151.0M

Total Nominal Value

K115.7M

Total Market Value

19

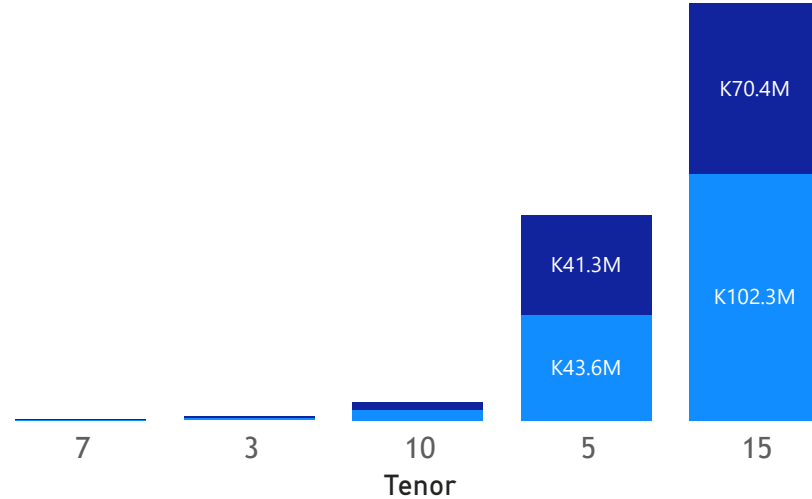
Number of Trades

GRZ Bonds Secondary Market Trade Summary Report

Consideration and Nominal Value

● Nominal Value ● Market Value

Nominal Value and Market Value



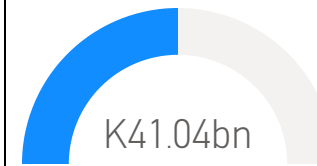
Range of Trade Prices (ZMW)*

Tenor	Min	Max
3	99.97	99.97
5	82.96	93.42
7	81.82	81.82
10	60.47	76.53
15	61.96	119.71

Range of Yields Rates*

Tenor	Min	Max
3	27.88	27.88
5	17.00	23.55
7	20.55	20.55
10	19.79	24.86
15	19.87	27.00

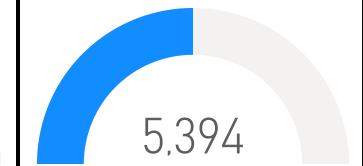
Market Value YTD



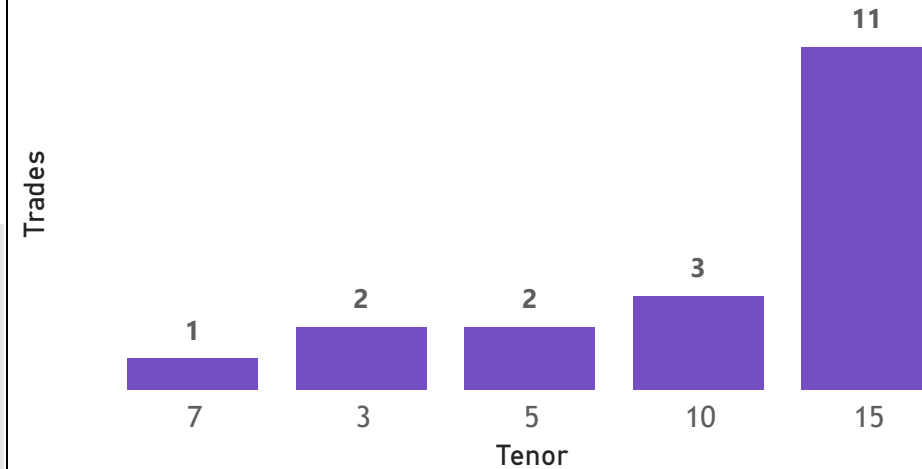
Nominal Value YTD



YTD trades



No. of Trades by Tenor



Primary Market October 25 2024 Auction

Tenor	Cut- Off Yield Rate	Coupon Rates	Range of Successful Yield Rates
2 Years	16.50	16.50	15.0000-16.5000
3 Years	19.99	19.99	10.0000-19.9900
5 Years	21.49	21.49	23.0000-21.4900
7 Years	21.50	21.50	19.0000-21.5000
10 Years	22.50	22.50	20.0000-22.5000
15 Years	23.49	23.49	20.0000-23.4900

*Disclaimer: This content is prepared from information received by the Commission through third-party reports. The range of prices by tenor and range of yields by tenor are based on dealer submissions. The content is indicative and intended for informational purposes only and shall not in any way be deemed to be investment advice, guidance or recommendation of the SEC. Users are responsible for making investment decisions and are advised to obtain independent professional advice before acting on or using this

GRZ Bonds Secondary Market Trade Summary Report

ISIN Code	Coupon Rate	Issue Date	Maturity Date	Trade Date/ Valuation Date	Years To Maturity	Nominal Value	Market Value	Min Trade Price	Max Trade Price	Min Yield	Max Yield
ZM1000006578	28.35	02/09/2024	02/09/2039	25/10/2024	14	K250,634.00	K300,001.24	119.71	119.71	24.34	24.34
ZM1000006180	26.5	19/02/2024	19/02/2039	29/10/2024	14	K30,000.00	K30,944.16	97.99	97.99	27.00	27.00
ZM1000005901	13	21/08/2023	21/08/2033	02/08/2024	9	K165,000.00	K99,775.40	60.47	60.47	24.86	24.86
ZM1000004748	14	22/03/2021	22/03/2036	17/10/2024	11	K133,000.00	K99,745.26	75.00	75.00	19.87	19.87
ZM1000004656	11	25/01/2021	25/01/2026	25/01/2021	5	K39,000,000.00	K37,516,168.07	93.42	93.42	17.00	17.00
ZM1000004680	14	25/01/2021	25/01/2036	17/10/2024	11	K131,000.00	K99,403.00	75.88	75.88	20.29	20.29
ZM1000005810	13	26/06/2023	26/06/2033	16/10/2024	8	K3,906,000.00	K2,859,420.10	73.21	73.21	20.85	20.85
ZM1000005810	13	26/06/2023	26/06/2033	17/10/2024	8	K130,000.00	K99,483.87	76.53	76.53	19.79	19.79
ZM1000006065	14	26/12/2023	26/12/2038	25/10/2024	14	K337,262.00	K210,000.30	62.26	62.26	25.00	25.00
ZM1000005067	10	27/12/2021	27/12/2024	16/10/2024	0	K823,000.00	K822,783.39	99.97	99.97	27.88	27.88
ZM1000005075	11	27/12/2021	27/12/2026	16/10/2024	2	K4,610,000.00	K3,824,337.40	82.96	82.96	23.55	23.55
ZM1000005034	12	29/11/2021	29/11/2028	17/10/2024	4	K122,000.00	K99,820.37	81.82	81.82	20.55	20.55
ZM1000005976	14	30/11/2023	30/11/2038	25/10/2024	14	K1,394,130.00	K900,001.06	64.50	64.50	25.00	25.00
ZM1000005976	14	30/11/2023	30/11/2038	30/10/2023	15	K100,000,000.00	K68,783,097.26	61.96	61.96	23.28	23.28