



**SECURITIES AND EXCHANGE COMMISSION**  
Protecting Investors in the Capital Markets

Date

< Wednesday, 25 September 2024 >

**K128.8M**

Total Nominal Value

**K99.6M**

Total Market Value

**38**

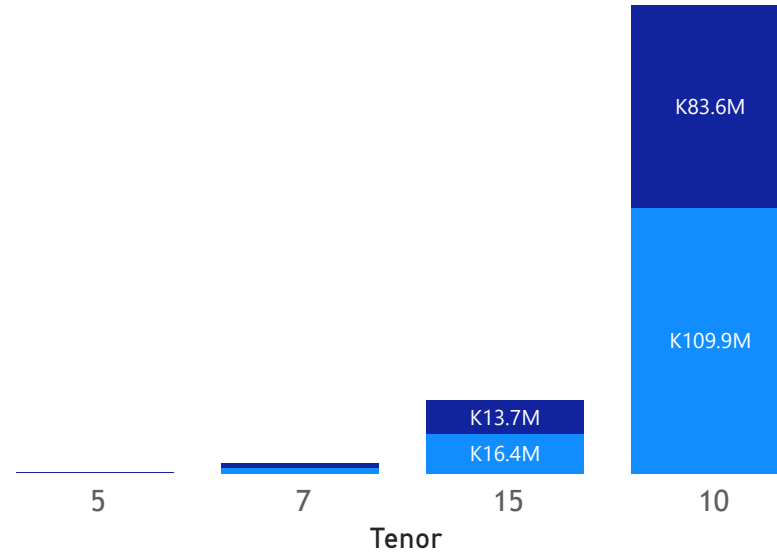
Number of Trades

# GRZ Bonds Secondary Market Trade Summary Report

## Consideration and Nominal Value

● Nominal Value ● Market Value

Nominal Value and Market Value



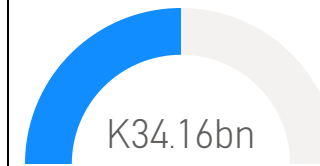
## Range of Trade Prices (ZMW)\*

Tenor	Min	Max
5	74.22	82.57
7	84.96	91.92
10	57.39	106.97
15	48.84	109.51

## Range of Yields Rates\*

Tenor	Min	Max
5	21.00	22.85
7	17.00	22.00
10	20.90	26.52
15	18.60	30.30

## Market Value YTD



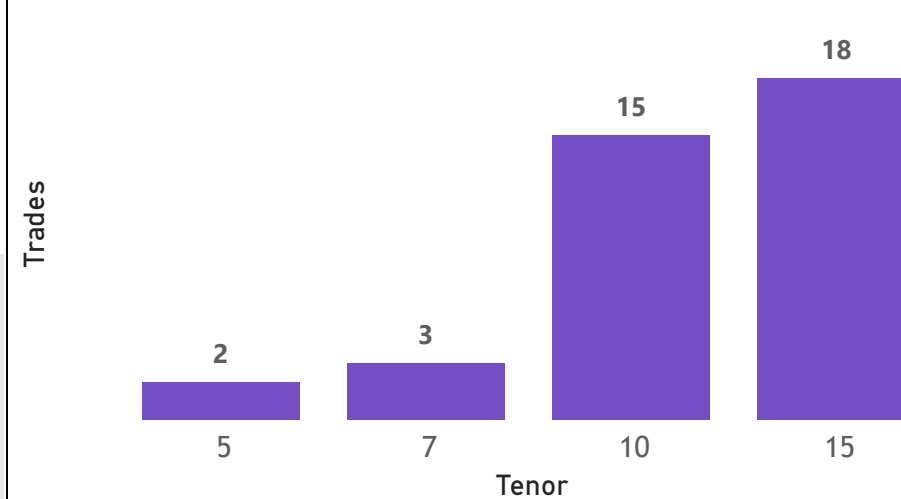
## Nominal Value YTD



## YTD trades



## No. of Trades by Tenor



## Primary Market October 25 2024 Auction

Tenor	Cut- Off Yield Rate	Coupon Rates	Range of Successful Yield Rates
2 Years	16.50	16.50	15.0000-16.5000
3 Years	19.99	19.99	10.0000-19.9900
5 Years	21.49	21.49	23.0000-21.4900
7 Years	21.50	21.50	19.0000-21.5000
10 Years	22.50	22.50	20.0000-22.5000
15 Years	23.49	23.49	20.0000-23.4900

\*Disclaimer: This content is prepared from information received by the Commission through third-party reports. The range of prices by tenor and range of yields by tenor are based on dealer submissions. The content is indicative and intended for informational purposes only and shall not in any way be deemed to be investment advice, guidance or recommendation of the SEC. Users are responsible for making investment decisions and are advised to obtain independent professional advice before acting on or using this

# GRZ Bonds Secondary Market Trade Summary Report

ISIN Code	Coupon Rate	Issue Date	Maturity Date	Trade Date/ Valuation Date	Years To Maturity	Nominal Value	Market Value	Min Trade Price	Max Trade Price	Min Yield	Max Yield
ZM1000006578	28.35	02/09/2024	02/09/2039	20/09/2024	15	K7,223,000.00	K7,568,798.33	104.35	109.51	26.15	27.50
ZM1000003120	14	05/12/2016	05/12/2031	19/09/2024	7	K444,000.00	K311,895.94	70.25	70.25	24.16	24.16
ZM1000003120	14	05/12/2016	05/12/2031	20/09/2024	7	K142,000.00	K99,847.85	70.32	70.32	24.15	24.15
ZM1000005455	13	19/09/2022	19/09/2032	25/09/2024	8	K7,528,726.00	K5,000,002.48	66.42	66.42	22.25	22.25
ZM1000004979	13	20/09/2021	20/09/2031	25/09/2024	7	K66,000,000.00	K44,490,807.94	67.16	67.16	22.55	22.55
ZM1000005901	13	21/08/2023	21/08/2033	20/09/2024	8	K88,000.00	K50,503.36	57.39	57.39	25.75	25.75
ZM1000005919	14	21/08/2023	21/08/2038	19/09/2024	13	K1,401,000.00	K889,751.25	61.58	65.13	22.60	23.91
ZM1000005919	14	21/08/2023	21/08/2038	25/09/2024	13	K536,000.00	K287,141.14	52.76	54.54	27.00	27.90
ZM1000003062	14	21/11/2016	21/11/2031	20/09/2024	7	K91,000.00	K64,695.30	71.09	71.09	24.10	24.10
ZM1000004748	14	22/03/2021	22/03/2036	20/09/2024	11	K379,000.00	K259,493.22	68.47	68.47	21.53	21.53
ZM1000006503	25.75	22/07/2024	22/07/2034	19/09/2024	9	K467,000.00	K499,540.41	106.97	106.97	25.02	25.02
ZM1000006503	25.75	22/07/2024	22/07/2034	25/09/2024	9	K25,000,000.00	K25,916,228.08	103.63	103.63	26.00	26.00
ZM1000005406	14	22/08/2022	22/08/2037	19/09/2024	12	K230,000.00	K125,463.05	54.55	54.55	27.16	27.16
ZM1000005406	14	22/08/2022	22/08/2037	20/09/2024	12	K228,000.00	K111,351.80	48.84	48.84	30.30	30.30
ZM1000003872	14	23/04/2018	23/04/2033	19/09/2024	8	K182,000.00	K119,896.60	65.88	65.88	25.77	25.77
ZM1000003872	14	23/04/2018	23/04/2033	20/09/2024	8	K114,000.00	K74,813.30	65.63	65.63	25.90	25.90
ZM1000001967	14	26/11/2012	23/11/2027	19/09/2024	3	K2,216,000.00	K1,999,332.16	90.22	90.22	18.60	18.60
ZM1000005885	11	21/08/2023	24/07/2028	25/09/2024	3	K199,000.00	K150,092.92	74.22	74.22	21.00	21.00
ZM1000005851	14	24/07/2023	24/07/2038	19/09/2024	13	K177,000.00	K97,294.40	54.97	54.97	27.30	27.30
ZM1000005810	13	26/06/2023	26/06/2033	19/09/2024	8	K2,789,000.00	K1,783,975.97	57.88	68.73	22.02	26.52
ZM1000005810	13	26/06/2023	26/06/2033	20/09/2024	8	K1,153,000.00	K829,114.85	71.84	71.99	20.90	20.95
ZM1000004136	12	26/08/2019	26/08/2026	25/09/2024	1	K1,173,114.00	K1,008,282.11	84.96	84.96	22.00	22.00

Disclaimer: This content is prepared from information received by the Commission through third-party reports. The content is indicative and intended for informational purposes only and shall not in any way be deemed to be investment advice, guidance or recommendation of the SEC. Users are responsible for making investment decisions and are advised to obtain independent professional advice before acting on or using this information.