



**SECURITIES AND EXCHANGE COMMISSION**  
Protecting Investors in the Capital Markets

Date

< Tuesday, 24 September 2024 >

**K194.0M**

Total Nominal Value

**K153.7M**

Total Market Value

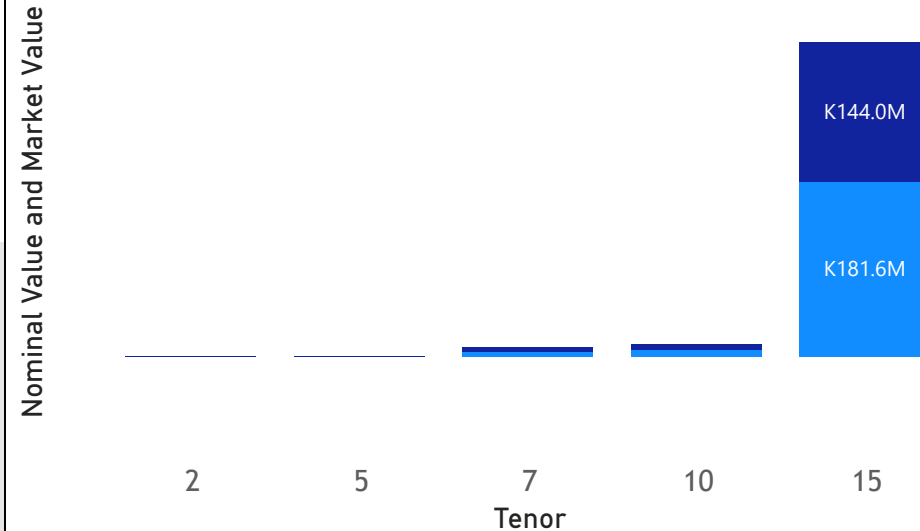
**45**

Number of Trades

# GRZ Bonds Secondary Market Trade Summary Report

## Consideration and Nominal Value

● Nominal Value ● Market Value



## Range of Trade Prices (ZMW)\*

Tenor	Min	Max
2	95.46	95.46
5	82.57	82.57
7	84.77	107.43
10	57.88	106.97
15	54.55	107.63

## Range of Yields Rates\*

Tenor	Min	Max
2	21.00	21.00
5	22.85	22.85
7	16.00	23.22
10	20.50	26.52
15	18.60	27.80

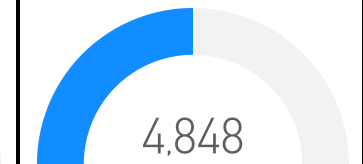
## Market Value YTD



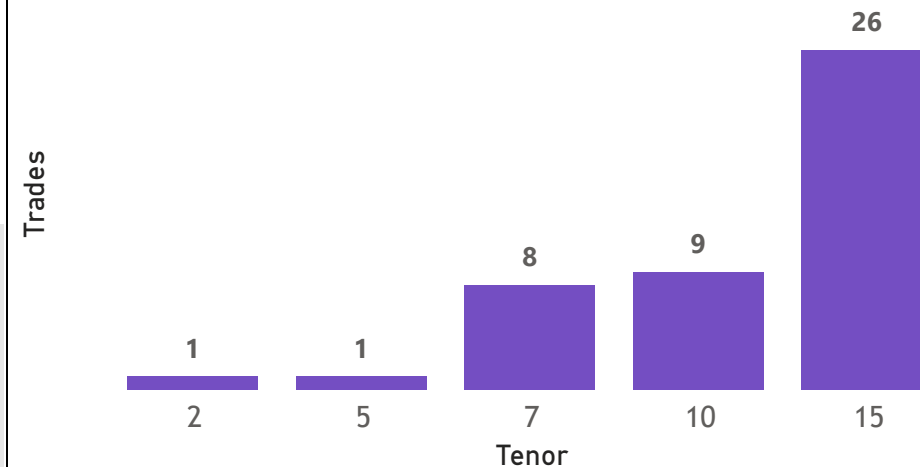
## Nominal Value YTD



## YTD trades



## No. of Trades by Tenor



## Primary Market October 25 2024 Auction

Tenor	Cut- Off Yield Rate	Coupon Rates	Range of Successful Yield Rates
2 Years	16.50	16.50	15.0000-16.5000
3 Years	19.99	19.99	10.0000-19.9900
5 Years	21.49	21.49	23.0000-21.4900
7 Years	21.50	21.50	19.0000-21.5000
10 Years	22.50	22.50	20.0000-22.5000
15 Years	23.49	23.49	20.0000-23.4900

\*Disclaimer: This content is prepared from information received by the Commission through third-party reports. The range of prices by tenor and range of yields by tenor are based on dealer submissions. The content is indicative and intended for informational purposes only and shall not in any way be deemed to be investment advice, guidance or recommendation of the SEC. Users are responsible for making investment decisions and are advised to obtain independent professional advice before acting on or using this

# GRZ Bonds Secondary Market Trade Summary Report

ISIN Code	Coupon Rate	Issue Date	Maturity Date	Trade Date/ Valuation Date	Years To Maturity	Nominal Value	Market Value	Min Trade Price	Max Trade Price	Min Yield	Max Yield
ZM1000004383	14	01/06/2020	01/06/2035	19/09/2024	10	K2,252,000.00	K1,399,053.72	62.04	62.33	25.65	25.78
ZM1000006552	25	02/09/2024	02/09/2031	19/09/2024	6	K465,000.00	K499,563.22	107.43	107.43	23.22	23.22
ZM1000006578	28.35	02/09/2024	02/09/2039	13/09/2024	15	K13,994,000.00	K14,479,671.55	102.62	102.62	27.50	27.50
ZM1000006578	28.35	02/09/2024	02/09/2039	17/09/2024	15	K1,486,000.00	K1,599,388.38	107.63	107.63	26.59	26.59
ZM1000006578	28.35	02/09/2024	02/09/2039	20/09/2024	15	K15,000,000.00	K15,885,755.14	105.91	105.90	27.10	27.10
ZM1000006578	28.35	02/09/2024	02/09/2039	24/09/2024	14	K15,000,000.00	K15,885,755.14	105.91	105.91	27.10	27.10
ZM1000003120	14	05/12/2016	05/12/2031	19/09/2024	7	K444,000.00	K311,895.94	70.25	70.25	24.16	24.16
ZM1000001637	14	21/11/2011	17/11/2026	19/09/2024	2	K505,000.00	K499,923.57	98.99	98.99	18.68	18.68
ZM1000005919	14	21/08/2023	21/08/2038	19/09/2024	13	K1,401,000.00	K889,751.25	61.58	65.13	22.60	23.91
ZM1000006073	17	22/01/2024	22/01/2026	24/09/2024	1	K36,500.00	K35,931.48	95.46	95.46	21.00	21.00
ZM1000006123	26.5	22/01/2024	22/01/2039	13/09/2024	14	K28,000,000.00	K28,012,122.66	95.25	97.14	27.25	27.80
ZM1000004748	14	22/03/2021	22/03/2036	19/09/2024	11	K152,000.00	K99,983.94	65.78	65.78	22.42	22.42
ZM1000004748	14	22/03/2021	22/03/2036	24/09/2024	11	K158,132.00	K87,076.83	54.99	54.99	26.75	26.75
ZM1000006503	25.75	22/07/2024	22/07/2034	17/09/2024	9	K46,000.00	K49,173.50	106.90	106.90	25.02	25.02
ZM1000006503	25.75	22/07/2024	22/07/2034	19/09/2024	9	K467,000.00	K499,540.41	106.97	106.97	25.02	25.02
ZM1000005406	14	22/08/2022	22/08/2037	19/09/2024	12	K230,000.00	K125,463.05	54.55	54.55	27.16	27.16
ZM1000003872	14	23/04/2018	23/04/2033	19/09/2024	8	K182,000.00	K119,896.60	65.88	65.88	25.77	25.77
ZM1000001967	14	26/11/2012	23/11/2027	19/09/2024	3	K2,126,000.00	K1,999,332.16	94.04	94.04	18.60	18.60
ZM1000005851	14	24/07/2023	24/07/2038	05/09/2024	13	K96,000,000.00	K59,483,678.46	61.19	62.73	23.60	24.75
ZM1000005851	14	24/07/2023	24/07/2038	19/09/2024	13	K177,000.00	K97,294.40	54.97	54.97	27.30	27.30
ZM1000005851	14	24/07/2023	24/07/2038	24/09/2024	13	K4,506,684.00	K3,000,000.16	66.55	66.55	22.50	22.50
ZM1000005810	13	26/06/2023	26/06/2033	13/09/2024	8	K293,000.00	K199,886.84	68.22	68.22	22.19	22.19

Disclaimer: This content is prepared from information received by the Commission through third-party reports. The content is indicative and intended for informational purposes only and shall not in any way be deemed to be investment advice, guidance or recommendation of the SEC. Users are responsible for making investment decisions and are advised to obtain independent professional advice before acting on or using this information.