



SECURITIES AND EXCHANGE COMMISSION
Protecting Investors in the Capital Markets

Date

< Wednesday, 23 October 2024 >

K217.0M

Total Nominal Value

K179.5M

Total Market Value

16

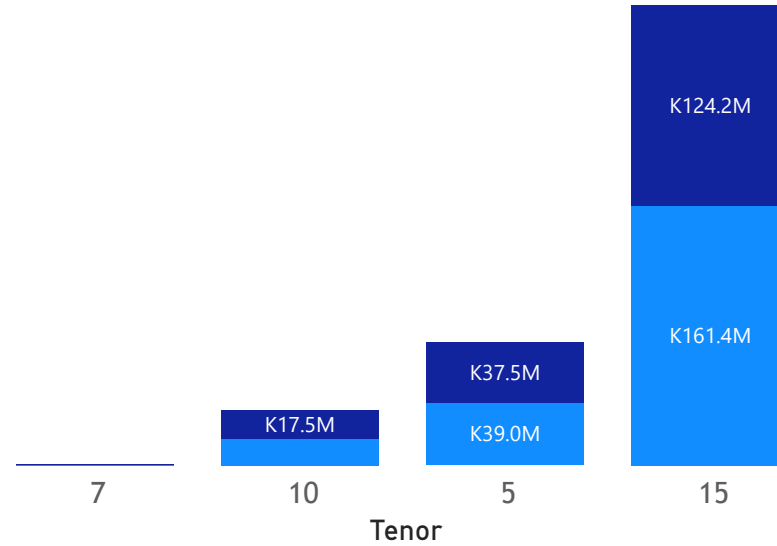
Number of Trades

GRZ Bonds Secondary Market Trade Summary Report

Consideration and Nominal Value

● Nominal Value ● Market Value

Nominal Value and Market Value



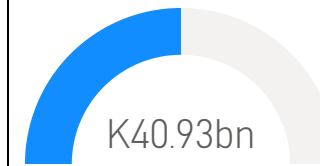
Range of Trade Prices (ZMW)*

Tenor	Min	Max
5	93.42	93.42
7	64.10	64.10
10	62.77	110.42
15	55.43	124.19

Range of Yields Rates*

Tenor	Min	Max
5	17.00	17.00
7	23.50	23.50
10	17.30	25.00
15	21.50	26.10

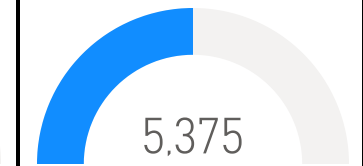
Market Value YTD



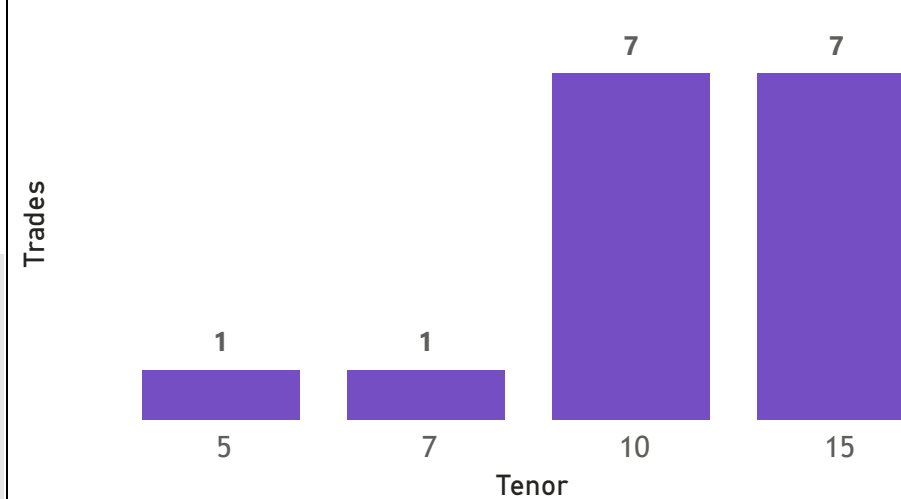
Nominal Value YTD



YTD trades



No. of Trades by Tenor



Primary Market October 25 2024 Auction

Tenor	Cut- Off Yield Rate	Coupon Rates	Range of Successful Yield Rates
2 Years	16.50	16.50	15.000-16.5000
3 Years	19.99	19.99	10.0000-19.9900
5 Years	21.49	21.49	23.0000-21.4900
7 Years	21.50	21.50	19.0000-21.5000
10 Years	22.50	22.50	20.0000-22.5000
15 Years	23.49	23.49	20.0000-23.4900

*Disclaimer: This content is prepared from information received by the Commission through third-party reports. The range of prices by tenor and range of yields by tenor are based on dealer submissions. The content is indicative and intended for informational purposes only and shall not in any way be deemed to be investment advice, guidance or recommendation of the SEC. Users are responsible for making investment decisions and are advised to obtain independent professional advice before acting on or using this

GRZ Bonds Secondary Market Trade Summary Report

ISIN Code	Coupon Rate	Issue Date	Maturity Date	Trade Date/ Valuation Date	Years To Maturity	Nominal Value	Market Value	Min Trade Price	Max Trade Price	Min Yield	Max Yield
ZM1000006628	25.75	01/10/2024	01/10/2034	22/10/2024	9	K6,611,260.00	K7,136,184.16	106.05	106.44	24.00	24.10
ZM1000006636	27.75	01/10/2024	01/10/2039	23/10/2024	14	K4,395,174.00	K5,400,000.36	119.25	124.19	22.50	23.50
ZM1000006560	26.75	02/09/2024	02/09/2034	30/09/2024	9	K8,000,000.00	K8,678,857.42	108.49	108.49	25.00	25.00
ZM1000006578	28.35	02/09/2024	02/09/2039	15/10/2024	14	K895,000.00	K999,240.35	111.65	111.65	26.10	26.10
ZM1000005935	12	02/10/2023	02/10/2030	23/10/2024	5	K270,000.00	K175,120.01	64.10	64.10	23.50	23.50
ZM1000003112	13	05/12/2016	05/12/2026	15/10/2024	2	K820,000.00	K799,368.54	97.48	97.48	17.30	17.30
ZM1000004979	13	20/09/2021	20/09/2031	21/10/2024	6	K167,000.00	K104,818.96	62.77	62.77	24.90	24.90
ZM1000006503	25.75	22/07/2024	22/07/2034	15/10/2024	9	K724,000.00	K799,413.75	110.42	110.42	24.60	24.60
ZM1000004656	11	25/01/2021	25/01/2026	23/10/2024	1	K39,000,000.00	K37,516,163.86	93.42	93.42	17.00	17.00
ZM1000005760	14	29/05/2023	29/05/2038	23/10/2024	13	K90,000.00	K54,965.12	55.43	55.43	26.00	26.00
ZM1000003005	14	29/08/2016	29/08/2031	14/10/2024	6	K156,000,000.00	K117,786,945.21	75.50	75.50	21.50	21.50

Disclaimer: This content is prepared from information received by the Commission through third-party reports. The content is indicative and intended for informational purposes only and shall not in any way be deemed to be investment advice, guidance or recommendation of the SEC. Users are responsible for making investment decisions and are advised to obtain independent professional advice before acting on or using this information.