



**SECURITIES AND EXCHANGE COMMISSION**  
Protecting Investors in the Capital Markets

Date

< Monday, 23 September 2024 >

**K868.5M**

Total Nominal Value

**K748.4M**

Total Market Value

**62**

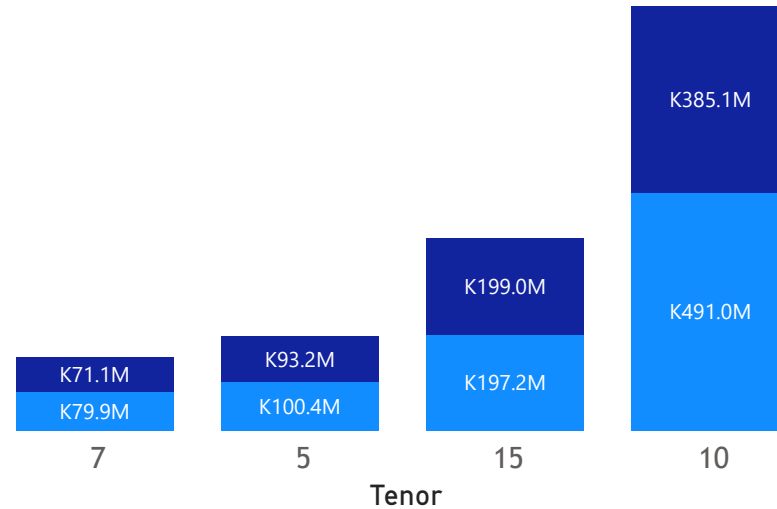
Number of Trades

# GRZ Bonds Secondary Market Trade Summary Report

## Consideration and Nominal Value

● Nominal Value ● Market Value

Nominal Value and Market Value



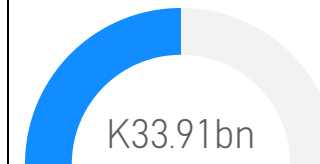
## Range of Trade Prices (ZMW)\*

Tenor	Min	Max
5	80.86	106.66
7	72.82	106.70
10	55.11	107.14
15	51.62	107.63


## Range of Yields Rates\*

Tenor	Min	Max
5	19.00	22.89
7	19.00	23.30
10	21.50	26.50
15	18.67	28.00

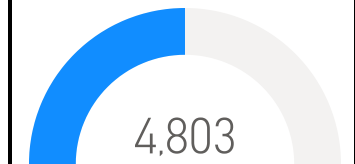
## Market Value YTD



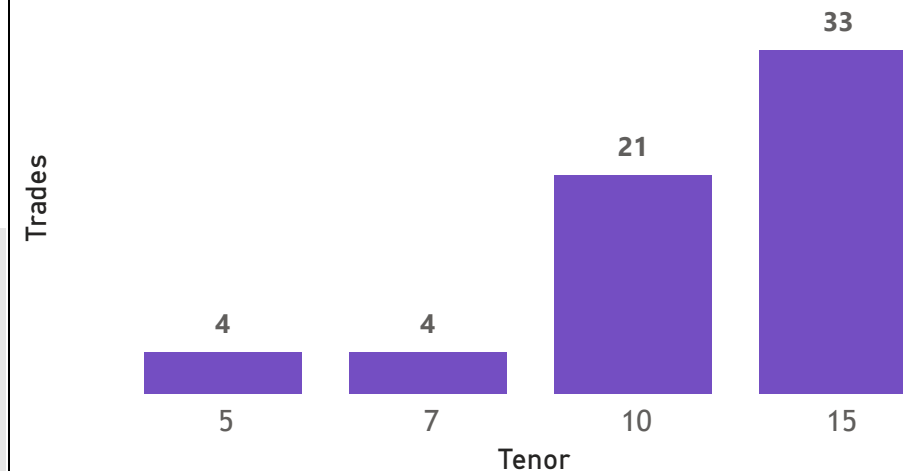
## Nominal Value YTD



## YTD trades



## No. of Trades by Tenor



## Primary Market October 25 2024 Auction

Tenor	Cut- Off Yield Rate	Coupon Rates	Range of Successful Yield Rates
2 Years	16.50	16.50	15.000-16.5000
3 Years	19.99	19.99	10.0000-19.9900
5 Years	21.49	21.49	23.0000-21.4900
7 Years	21.50	21.50	19.0000-21.5000
10 Years	22.50	22.50	20.0000-22.5000
15 Years	23.49	23.49	20.0000-23.4900

\*Disclaimer: This content is prepared from information received by the Commission through third-party reports. The range of prices by tenor and range of yields by tenor are based on dealer submissions. The content is indicative and intended for informational purposes only and shall not in any way be deemed to be investment advice, guidance or recommendation of the SEC. Users are responsible for making investment decisions and are advised to obtain independent professional advice before acting on or using this



# GRZ Bonds Secondary Market Trade Summary Report

ISIN Code	Coupon Rate	Issue Date	Maturity Date	Trade Date/ Valuation Date	Years To Maturity	Nominal Value	Market Value	Min Trade Price	Max Trade Price	Min Yield	Max Yield
ZM1000004383	14	01/06/2020	01/06/2035	01/06/2020	15	K1,263,338.00	K800,000.00	61.79	61.79	24.00	24.00
ZM1000006545	23.5	02/09/2024	02/09/2029	16/09/2024	4	K375,000.00	K399,965.70	106.66	106.66	21.60	21.60
ZM1000006552	25	02/09/2024	02/09/2031	09/12/2024	6	K140,000.00	K149,379.16	106.70	106.70	23.30	23.30
ZM1000006560	26.75	02/09/2024	02/09/2034	13/09/2024	10	K70,000,000.00	K73,571,293.36	104.10	107.14	25.08	25.90
ZM1000006560	26.75	02/09/2024	02/09/2034	20/09/2024	9	K40,000,000.00	K42,024,811.50	105.06	105.07	25.75	25.75
ZM1000006578	28.35	02/09/2024	02/09/2039	09/11/2024	14	K514,000.00	K549,979.81	107.00	107.00	26.62	26.62
ZM1000006578	28.35	02/09/2024	02/09/2039	16/09/2024	15	K232,000.00	K248,930.33	107.30	107.30	26.60	26.60
ZM1000006578	28.35	02/09/2024	02/09/2039	18/09/2024	15	K1,486,000.00	K1,599,388.38	107.63	107.63	26.59	26.59
ZM1000006578	28.35	02/09/2024	02/09/2039	20/09/2024	15	K60,000,000.00	K63,454,583.84	105.76	105.76	27.10	27.10
ZM1000005695	13	04/03/2023	04/03/2033	20/09/2024	8	K163,488.00	K100,000.20	55.11	55.11	26.50	26.50
ZM1000002643	14	16/02/2015	16/02/2030	20/09/2024	5	K134,774.00	K100,000.24	72.86	72.86	23.00	23.00
ZM1000004102	12	17/06/2019	17/06/2026	23/09/2024	1	K61,210,644.00	K57,116,185.20	90.02	93.30	19.00	19.00
ZM1000003351	13	18/12/2017	18/12/2027	26/09/2024	3	K200,000.00	K166,851.09	79.86	79.86	22.00	22.00
ZM1000005455	13	19/09/2022	19/09/2032	20/09/2024	8	K155,838.00	K100,000.02	64.13	64.13	23.00	23.00
ZM1000005463	14	19/09/2022	19/09/2037	23/09/2024	13	K350,000.00	K203,845.90	58.25	58.25	25.00	25.00
ZM1000005919	14	21/08/2023	21/08/2038	16/09/2024	13	K252,000.00	K159,639.55	63.35	63.35	23.17	23.17
ZM1000005919	14	21/08/2023	21/08/2038	17/09/2024	13	K538,000.00	K338,840.38	62.98	62.98	23.32	23.32
ZM1000005919	14	21/08/2023	21/08/2038	18/09/2024	13	K5,000,000.00	K3,078,562.67	61.57	61.57	23.90	23.90
ZM1000005919	14	21/08/2023	21/08/2038	21/08/2023	15	K5,000,000.00	K3,078,562.67	60.31	60.31	23.90	23.90
ZM1000005919	14	21/08/2023	21/08/2038	23/09/2024	13	K51,000.00	K30,038.14	58.89	58.89	25.00	25.00
ZM1000003062	14	21/11/2016	21/11/2031	16/09/2024	7	K236,000.00	K166,805.97	70.68	70.68	24.16	24.16
ZM1000006123	26.5	22/01/2024	22/01/2039	23/09/2024	14	K118,000,000.00	K122,264,612.14	98.89	103.58	26.75	26.75

Disclaimer: This content is prepared from information received by the Commission through third-party reports. The content is indicative and intended for informational purposes only and shall not in any way be deemed to be investment advice, guidance or recommendation of the SEC. Users are responsible for making investment decisions and are advised to obtain independent professional advice before acting on or using this information.