



SECURITIES AND EXCHANGE COMMISSION
Protecting Investors in the Capital Markets

Date

< Tuesday, 22 October 2024 >

K22.5M

Total Nominal Value

K18.5M

Total Market Value

22

Number of Trades

GRZ Bonds Secondary Market Trade Summary Report

Consideration and Nominal Value

● Nominal Value ● Market Value

Nominal Value and Market Value



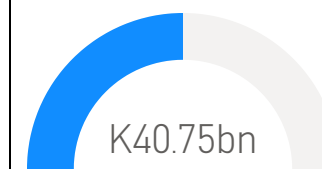
Range of Trade Prices (ZMW)*

Tenor	Min	Max
3	99.97	99.97
5	82.96	95.93
7	72.15	85.26
10	64.01	91.68
15	64.63	93.14

Range of Yields Rates*

Tenor	Min	Max
3	27.88	27.88
5	23.50	23.55
7	22.00	25.00
10	17.50	24.50
15	22.03	26.11

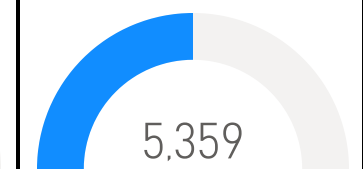
Market Value YTD



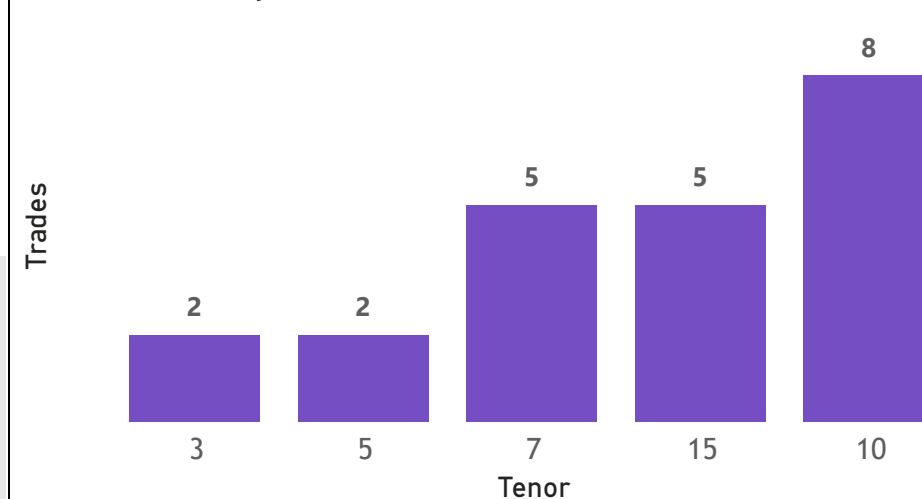
Nominal Value YTD



YTD trades



No. of Trades by Tenor



Primary Market October 25 2024 Auction

Tenor	Cut- Off Yield Rate	Coupon Rates	Range of Successful Yield Rates
2 Years	16.50	16.50	15.0000-16.5000
3 Years	19.99	19.99	10.0000-19.9900
5 Years	21.49	21.49	23.0000-21.4900
7 Years	21.50	21.50	19.0000-21.5000
10 Years	22.50	22.50	20.0000-22.5000
15 Years	23.49	23.49	20.0000-23.4900

*Disclaimer: This content is prepared from information received by the Commission through third-party reports. The range of prices by tenor and range of yields by tenor are based on dealer submissions. The content is indicative and intended for informational purposes only and shall not in any way be deemed to be investment advice, guidance or recommendation of the SEC. Users are responsible for making investment decisions and are advised to obtain independent professional advice before acting on or using this

GRZ Bonds Secondary Market Trade Summary Report

ISIN Code	Coupon Rate	Issue Date	Maturity Date	Trade Date/ Valuation Date	Years To Maturity	Nominal Value	Market Value	Min Trade Price	Max Trade Price	Min Yield	Max Yield
ZM1000003112	13	05/12/2016	05/12/2026	10/09/2024	2	K553,000.00	K497,860.38	90.03	90.03	21.98	21.98
ZM1000001637	14	21/11/2011	17/11/2026	16/10/2024	2	K2,191,000.00	K2,040,757.67	93.14	93.14	23.47	23.47
ZM1000003997	13	17/12/2018	17/12/2028	22/10/2024	4	K349,532.00	K320,452.48	91.68	91.68	17.50	17.50
ZM1000003054	13	21/11/2016	21/11/2026	10/08/2024	2	K2,318,000.00	K2,067,603.83	89.20	89.20	23.05	23.05
ZM1000003062	14	21/11/2016	21/11/2031	10/08/2024	7	K1,086,000.00	K731,852.88	67.39	67.39	26.11	26.11
ZM1000004730	12	22/03/2021	22/03/2028	10/08/2024	3	K131,000.00	K94,511.56	72.15	72.15	25.00	25.00
ZM1000005208	12	23/03/2022	23/03/2029	22/10/2024	4	K81,460.00	K60,000.30	73.65	73.65	22.00	22.00
ZM1000001967	14	26/11/2012	23/11/2027	10/09/2024	3	K1,776,000.00	K1,566,282.04	88.19	88.19	22.03	22.03
ZM1000004672	13	25/01/2021	25/01/2031	22/10/2024	6	K981,000.00	K659,379.93	64.01	64.01	24.50	24.50
ZM1000005810	13	26/06/2023	26/06/2033	16/10/2024	8	K3,906,000.00	K2,859,420.10	73.21	73.21	20.85	20.85
ZM1000004136	12	26/08/2019	26/08/2026	16/10/2024	1	K1,266,000.00	K1,076,243.97	85.01	85.01	23.77	23.77
ZM1000005067	10	27/12/2021	27/12/2024	16/10/2024	0	K823,000.00	K822,783.39	99.97	99.97	27.88	27.88
ZM1000005075	11	27/12/2021	27/12/2026	16/10/2024	2	K4,610,000.00	K3,824,337.40	82.96	82.96	23.55	23.55
ZM1000005091	13	27/12/2021	27/12/2031	22/10/2024	7	K504,754.00	K379,547.10	75.19	75.19	21.00	21.00
ZM1000006271	22	30/04/2024	30/04/2029	22/10/2024	4	K50,000.00	K53,237.37	95.93	95.93	23.50	23.50
ZM1000004581	12	30/11/2020	30/11/2027	18/07/2024	3	K1,376,000.00	K1,125,370.49	85.26	85.26	22.65	22.65
ZM1000005976	14	30/11/2023	30/11/2038	22/10/2024	14	K463,818.00	K300,000.20	64.63	64.63	24.86	24.86

Disclaimer: This content is prepared from information received by the Commission through third-party reports. The content is indicative and intended for informational purposes only and shall not in any way be deemed to be investment advice, guidance or recommendation of the SEC. Users are responsible for making investment decisions and are advised to obtain independent professional advice before acting on or using this information.