



SECURITIES AND EXCHANGE COMMISSION
Protecting Investors in the Capital Markets

Date

< Monday, 21 October 2024 >

K200.1M

Total Nominal Value

K164.6M

Total Market Value

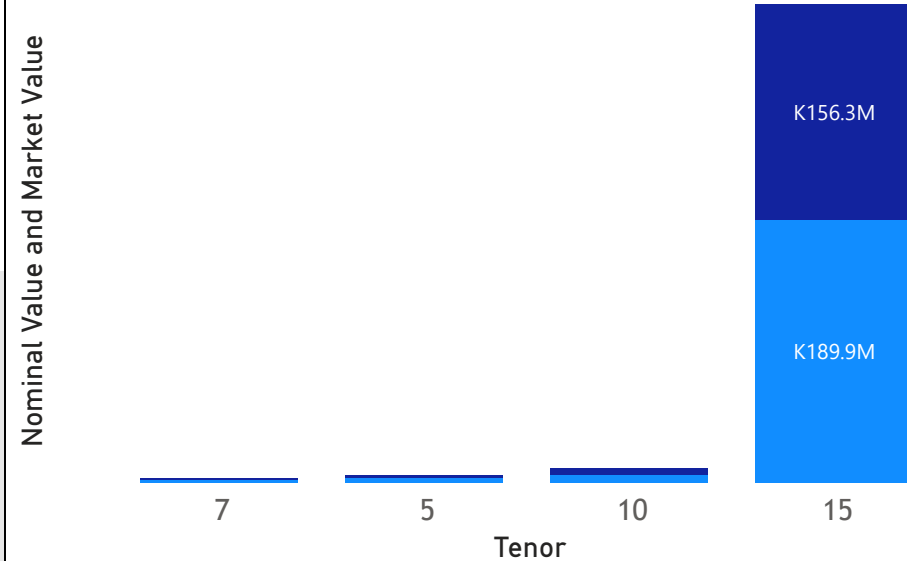
21

Number of Trades

GRZ Bonds Secondary Market Trade Summary Report

Consideration and Nominal Value

● Nominal Value ● Market Value



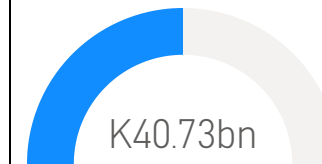
Range of Trade Prices (ZMW)*

Tenor	Min	Max
5	67.84	67.84
7	72.15	81.79
10	72.27	110.42
15	59.96	118.63

Range of Yields Rates*

Tenor	Min	Max
5	25.88	25.88
7	22.65	25.00
10	17.30	24.60
15	20.25	26.54

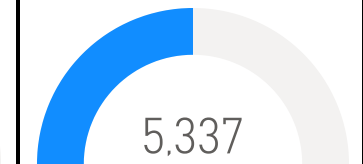
Market Value YTD



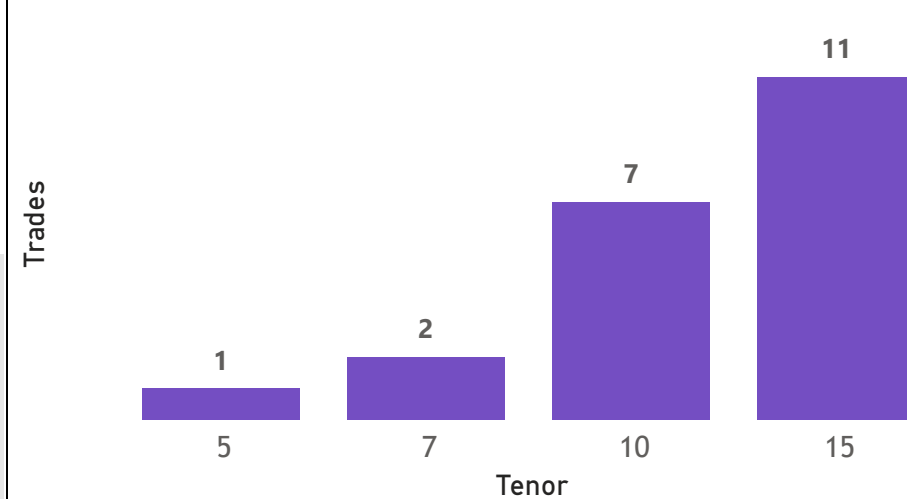
Nominal Value YTD



YTD trades



No. of Trades by Tenor



Primary Market October 25 2024 Auction

Tenor	Cut- Off Yield Rate	Coupon Rates	Range of Successful Yield Rates
2 Years	16.50	16.50	15.000-16.5000
3 Years	19.99	19.99	10.0000-19.9900
5 Years	21.49	21.49	23.0000-21.4900
7 Years	21.50	21.50	19.0000-21.5000
10 Years	22.50	22.50	20.0000-22.5000
15 Years	23.49	23.49	20.0000-23.4900

*Disclaimer: This content is prepared from information received by the Commission through third-party reports. The range of prices by tenor and range of yields by tenor are based on dealer submissions. The content is indicative and intended for informational purposes only and shall not in any way be deemed to be investment advice, guidance or recommendation of the SEC. Users are responsible for making investment decisions and are advised to obtain independent professional advice before acting on or using this

GRZ Bonds Secondary Market Trade Summary Report

ISIN Code	Coupon Rate	Issue Date	Maturity Date	Trade Date/ Valuation Date	Years To Maturity	Nominal Value	Market Value	Min Trade Price	Max Trade Price	Min Yield	Max Yield
ZM1000006636	27.75	01/10/2024	01/10/2039	21/10/2024	14	K30,000,000.00	K35,307,234.04	116.76	118.63	23.60	24.00
ZM1000006578	28.35	02/09/2024	02/09/2039	15/10/2024	14	K895,000.00	K999,240.35	111.65	111.65	26.10	26.10
ZM1000005679	11	04/03/2023	04/03/2028	15/10/2024	3	K3,194,000.00	K2,166,655.20	67.84	67.84	25.88	25.88
ZM1000003112	13	05/12/2016	05/12/2026	10/08/2024	2	K1,816,000.00	K1,750,807.47	96.41	96.41	17.85	17.85
ZM1000003112	13	05/12/2016	05/12/2026	15/10/2024	2	K820,000.00	K799,368.54	97.48	97.48	17.30	17.30
ZM1000005455	13	19/09/2022	19/09/2032	21/10/2024	7	K1,638,892.00	K1,199,999.86	73.24	73.24	20.25	20.25
ZM1000005919	14	21/08/2023	21/08/2038	28/05/2024	14	K1,147,000.00	K799,717.09	66.25	66.25	21.36	21.36
ZM1000004730	12	22/03/2021	22/03/2028	15/10/2024	3	K131,000.00	K94,511.56	72.15	72.15	25.00	25.00
ZM1000004748	14	22/03/2021	22/03/2036	10/08/2024	11	K1,645,000.00	K1,199,087.39	72.78	73.45	20.25	20.45
ZM1000006503	25.75	22/07/2024	22/07/2034	15/10/2024	9	K724,000.00	K799,413.75	110.42	110.42	24.60	24.60
ZM1000005810	13	26/06/2023	26/06/2033	27/09/2024	8	K134,000.00	K99,865.72	72.27	72.27	20.35	20.35
ZM1000006065	14	26/12/2023	26/12/2038	21/10/2024	14	K57,686.00	K39,999.36	69.33	69.33	22.25	22.25
ZM1000005760	14	29/05/2023	29/05/2038	21/10/2024	13	K200,000.00	K120,000.74	59.96	59.96	26.54	26.54
ZM1000003005	14	29/08/2016	29/08/2031	29/08/2016	15	K156,000,000.00	K117,786,945.21	73.63	73.62	21.50	21.50
ZM1000004581	12	30/11/2020	30/11/2027	15/10/2024	3	K1,376,000.00	K1,125,370.49	81.79	81.79	22.65	22.65
ZM1000004235	13	30/12/2019	30/12/2029	21/10/2024	5	K351,389.00	K299,999.96	81.35	81.35	18.75	18.75

Disclaimer: This content is prepared from information received by the Commission through third-party reports. The content is indicative and intended for informational purposes only and shall not in any way be deemed to be investment advice, guidance or recommendation of the SEC. Users are responsible for making investment decisions and are advised to obtain independent professional advice before acting on or using this information.