



SECURITIES AND EXCHANGE COMMISSION
Protecting Investors in the Capital Markets

Date

< Thursday, 17 October 2024 >

K12.7M

Total Nominal Value

K10.5M

Total Market Value

12

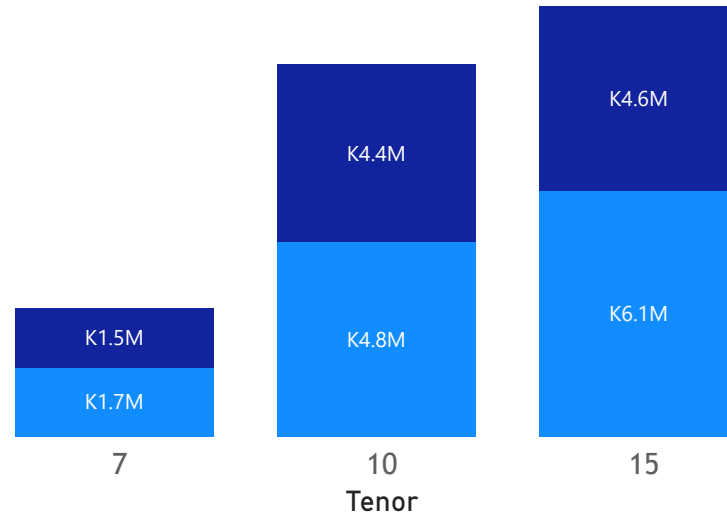
Number of Trades

GRZ Bonds Secondary Market Trade Summary Report

Consideration and Nominal Value

● Nominal Value ● Market Value

Nominal Value and Market Value



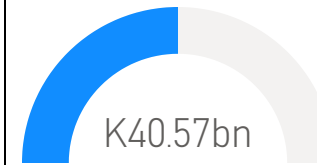
Range of Trade Prices (ZMW)*

Tenor	Min	Max
7	85.64	85.64
10	74.53	96.41
15	60.40	88.19

Range of Yields Rates*

Tenor	Min	Max
7	20.50	20.50
10	17.85	23.05
15	20.25	26.11

Market Value YTD



Nominal Value YTD

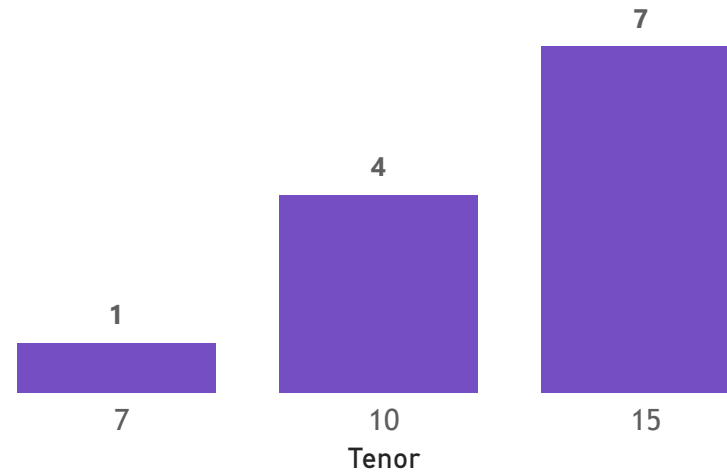


YTD trades



No. of Trades by Tenor

Trades



Primary Market October 25 2024 Auction

Tenor	Cut- Off Yield Rate	Coupon Rates	Range of Successful Yield Rates
2 Years	16.50	16.50	15.0000-16.5000
3 Years	19.99	19.99	10.0000-19.9900
5 Years	21.49	21.49	23.0000-21.4900
7 Years	21.50	21.50	19.0000-21.5000
10 Years	22.50	22.50	20.0000-22.5000
15 Years	23.49	23.49	20.0000-23.4900

*Disclaimer: This content is prepared from information received by the Commission through third-party reports. The range of prices by tenor and range of yields by tenor are based on dealer submissions. The content is indicative and intended for informational purposes only and shall not in any way be deemed to be investment advice, guidance or recommendation of the SEC. Users are responsible for making investment decisions and are advised to obtain independent professional advice before acting on or using this

GRZ Bonds Secondary Market Trade Summary Report

ISIN Code	Coupon Rate	Issue Date	Maturity Date	Trade Date/ Valuation Date	Years To Maturity	Nominal Value	Market Value	Min Trade Price	Max Trade Price	Min Yield	Max Yield
ZM1000003112	13	05/12/2016	05/12/2026	14/10/2024	2	K2,369,000.00	K2,248,667.85	90.03	96.41	17.85	21.98
ZM1000005919	14	21/08/2023	21/08/2038	14/10/2024	13	K1,147,000.00	K799,717.09	69.72	69.72	21.36	21.36
ZM1000003054	13	21/11/2016	21/11/2026	14/10/2024	2	K2,318,000.00	K2,067,603.83	89.20	89.20	23.05	23.05
ZM1000003062	14	21/11/2016	21/11/2031	14/10/2024	7	K1,086,000.00	K731,852.88	67.39	67.39	26.11	26.11
ZM1000004748	14	22/03/2021	22/03/2036	14/10/2024	11	K1,645,000.00	K1,199,087.39	72.78	73.45	20.25	20.45
ZM1000001967	14	26/11/2012	23/11/2027	14/10/2024	3	K1,776,000.00	K1,566,282.04	88.19	88.19	22.03	22.03
ZM1000005133	14	24/01/2022	24/01/2037	17/10/2024	12	K458,000.00	K276,730.82	60.40	60.40	25.50	25.50
ZM1000005810	13	26/06/2023	26/06/2033	14/10/2024	8	K134,000.00	K99,865.72	74.53	74.53	20.35	20.35
ZM1000004581	12	30/11/2020	30/11/2027	14/10/2024	3	K1,718,000.00	K1,471,228.88	85.64	85.64	20.50	20.50

Disclaimer: This content is prepared from information received by the Commission through third-party reports. The content is indicative and intended for informational purposes only and shall not in any way be deemed to be investment advice, guidance or recommendation of the SEC. Users are responsible for making investment decisions and are advised to obtain independent professional advice before acting on or using this information.