



SECURITIES AND EXCHANGE COMMISSION
Protecting Investors in the Capital Markets

Date

< Wednesday, 16 October 2024 >

K122.0M

Total Nominal Value

K89.2M

Total Market Value

19

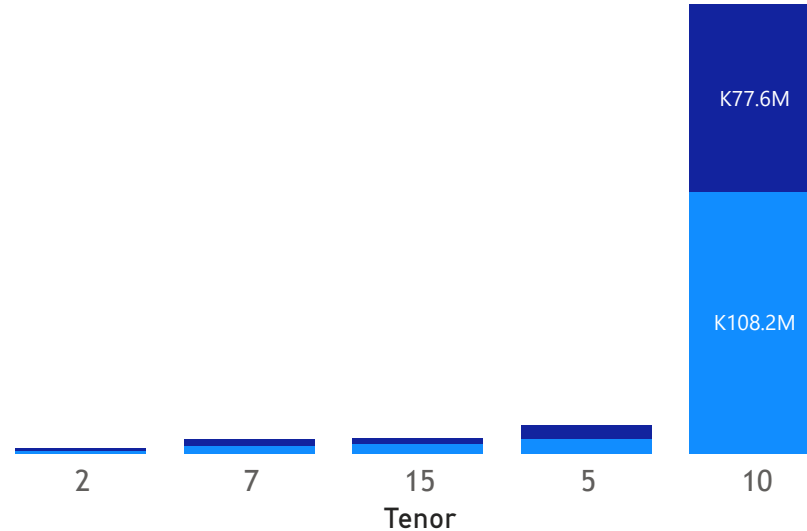
Number of Trades

GRZ Bonds Secondary Market Trade Summary Report

Consideration and Nominal Value

● Nominal Value ● Market Value

Nominal Value and Market Value




Range of Trade Prices (ZMW)*

Tenor	Min	Max
2	99.22	99.22
5	88.14	91.07
7	57.71	88.70
10	61.95	110.04
15	54.45	67.26

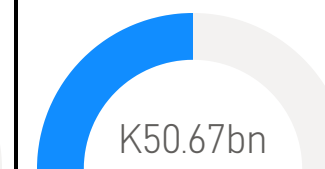
Range of Yields Rates*

Tenor	Min	Max
2	21.00	21.00
5	19.50	21.55
7	19.00	28.00
10	16.50	24.57
15	24.00	26.75

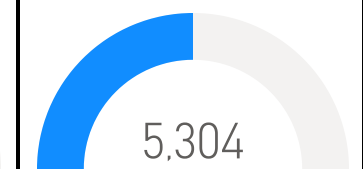
Market Value YTD



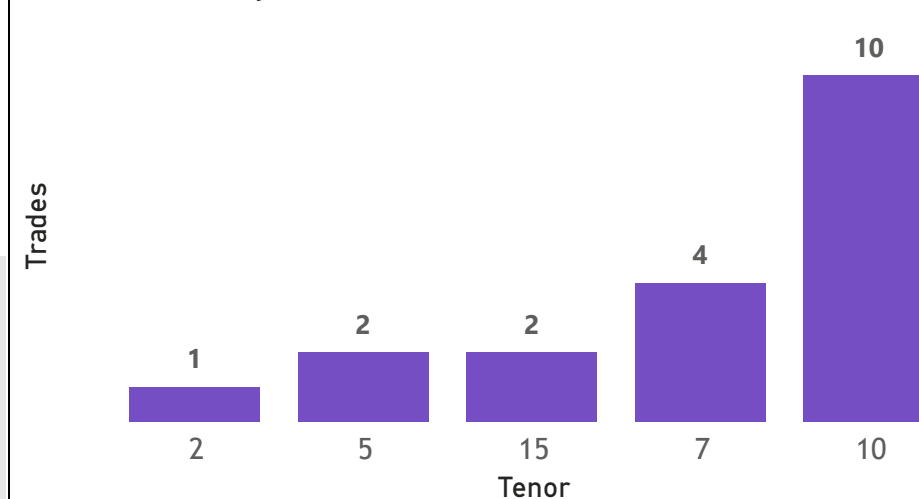
Nominal Value YTD



YTD trades



No. of Trades by Tenor



Primary Market October 25 2024 Auction

Tenor	Cut- Off Yield Rate	Coupon Rates	Range of Successful Yield Rates
2 Years	16.50	16.50	15.0000-16.5000
3 Years	19.99	19.99	10.0000-19.9900
5 Years	21.49	21.49	23.0000-21.4900
7 Years	21.50	21.50	19.0000-21.5000
10 Years	22.50	22.50	20.0000-22.5000
15 Years	23.49	23.49	20.0000-23.4900

*Disclaimer: This content is prepared from information received by the Commission through third-party reports. The range of prices by tenor and range of yields by tenor are based on dealer submissions. The content is indicative and intended for informational purposes only and shall not in any way be deemed to be investment advice, guidance or recommendation of the SEC. Users are responsible for making investment decisions and are advised to obtain independent professional advice before acting on or using this

GRZ Bonds Secondary Market Trade Summary Report

ISIN Code	Coupon Rate	Issue Date	Maturity Date	Trade Date/ Valuation Date	Years To Maturity	Nominal Value	Market Value	Min Trade Price	Max Trade Price	Min Yield	Max Yield
ZM1000004383	14	01/06/2020	01/06/2035	16/10/2024	10	K2,973,000.00	K1,999,517.74	67.26	67.26	24.00	24.00
ZM1000006529	19	02/09/2024	02/09/2026	16/10/2024	1	K1,000,000.00	K992,247.11	99.22	99.22	21.00	21.00
ZM1000005695	13	04/03/2023	04/03/2033	16/10/2024	8	K176,000.00	K109,017.42	61.95	61.95	23.75	23.75
ZM1000003112	13	05/12/2016	05/12/2026	16/10/2024	2	K149,337.00	K140,059.59	89.02	89.02	19.50	19.50
ZM1000003997	13	17/12/2018	17/12/2028	16/10/2024	4	K323,605.00	K264,083.70	77.26	77.26	21.50	21.50
ZM1000005455	13	19/09/2022	19/09/2032	10/09/2024	8	K14,916,000.00	K10,125,444.83	67.88	67.88	21.95	21.95
ZM1000005158	12	21/02/2022	21/02/2029	16/10/2024	4	K122,160.00	K99,999.92	81.86	81.86	19.00	19.00
ZM1000005901	13	21/08/2023	21/08/2033	02/08/2024	9	K40,000,000.00	K26,405,755.07	66.01	66.01	22.50	22.50
ZM1000003054	13	21/11/2016	21/11/2026	16/10/2024	2	K151,171.00	K150,000.54	93.95	93.95	16.50	16.50
ZM1000006503	25.75	22/07/2024	22/07/2034	10/08/2024	9	K1,063,000.00	K1,169,721.24	110.04	110.04	24.57	24.57
ZM1000004656	11	25/01/2021	25/01/2026	10/08/2024	1	K3,225,000.00	K2,937,013.82	91.07	91.07	21.55	21.55
ZM1000005810	13	26/06/2023	26/06/2033	10/08/2024	8	K1,374,000.00	K999,433.97	72.74	72.74	20.90	20.90
ZM1000004136	12	26/08/2019	26/08/2026	16/10/2024	1	K2,768,849.00	K2,503,404.68	88.70	88.70	19.50	19.50
ZM1000006057	12	26/12/2023	26/12/2030	16/10/2024	6	K140,000.00	K80,790.08	57.71	57.71	28.00	28.00
ZM1000005109	14	27/12/2021	27/12/2036	16/10/2024	12	K800,000.00	K469,695.47	54.45	54.45	26.75	26.75
ZM1000004839	11	28/06/2021	28/06/2026	16/10/2024	1	K2,796,231.00	K2,558,213.17	88.14	88.14	19.50	19.50
ZM1000004854	13	28/06/2021	28/06/2031	28/06/2021	10	K50,000,000.00	K38,218,654.11	72.52	72.52	20.75	20.75

Disclaimer: This content is prepared from information received by the Commission through third-party reports. The content is indicative and intended for informational purposes only and shall not in any way be deemed to be investment advice, guidance or recommendation of the SEC. Users are responsible for making investment decisions and are advised to obtain independent professional advice before acting on or using this information.