



SECURITIES AND EXCHANGE COMMISSION
Protecting Investors in the Capital Markets

Date

< Monday, 14 October 2024 >

K181.6M

Total Nominal Value

K128.5M

Total Market Value

18

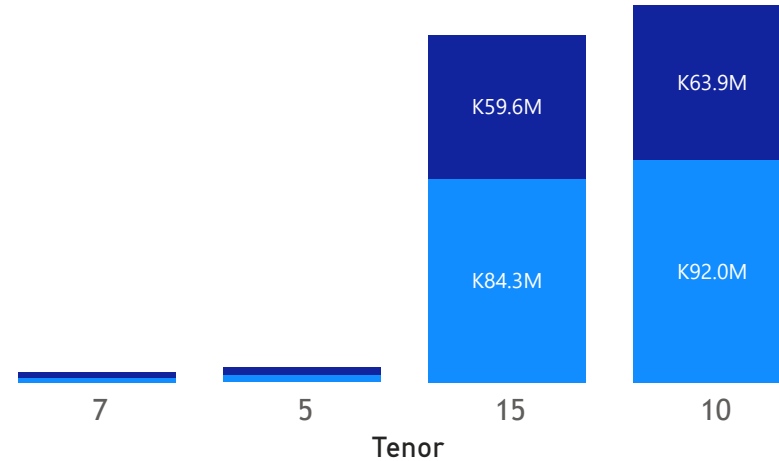
Number of Trades

GRZ Bonds Secondary Market Trade Summary Report

Consideration and Nominal Value

● Nominal Value ● Market Value

Nominal Value and Market Value



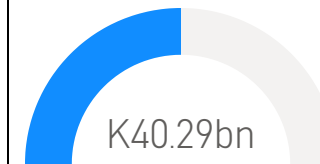
Range of Trade Prices (ZMW)*

Tenor	Min	Max
5	91.07	91.07
7	85.69	110.21
10	64.09	110.04
15	57.26	97.01

Range of Yields Rates*

Tenor	Min	Max
5	21.55	21.55
7	20.40	22.75
10	20.90	24.57
15	22.25	28.50

Market Value YTD



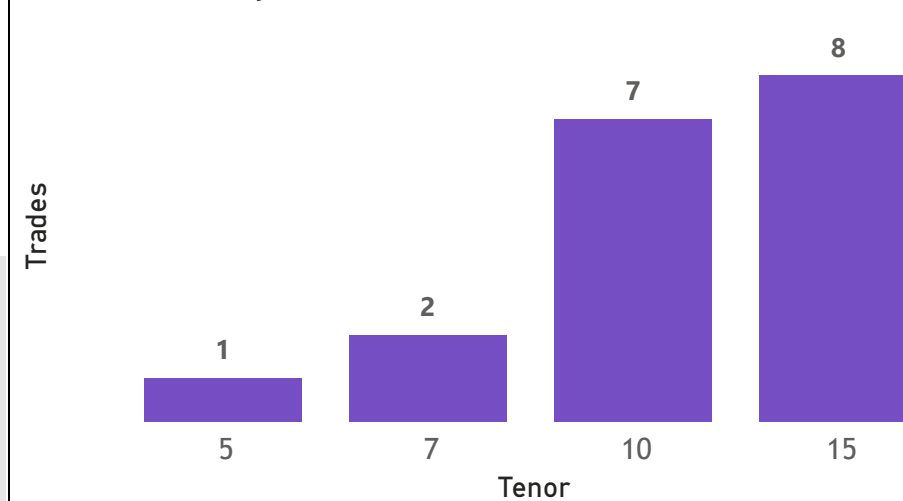
Nominal Value YTD



YTD trades



No. of Trades by Tenor



Primary Market October 25 2024 Auction

Tenor	Cut- Off Yield Rate	Coupon Rates	Range of Successful Yield Rates
2 Years	16.50	16.50	15.0000-16.5000
3 Years	19.99	19.99	10.0000-19.9900
5 Years	21.49	21.49	23.0000-21.4900
7 Years	21.50	21.50	19.0000-21.5000
10 Years	22.50	22.50	20.0000-22.5000
15 Years	23.49	23.49	20.0000-23.4900

*Disclaimer: This content is prepared from information received by the Commission through third-party reports. The range of prices by tenor and range of yields by tenor are based on dealer submissions. The content is indicative and intended for informational purposes only and shall not in any way be deemed to be investment advice, guidance or recommendation of the SEC. Users are responsible for making investment decisions and are advised to obtain independent professional advice before acting on or using this

GRZ Bonds Secondary Market Trade Summary Report

ISIN Code	Coupon Rate	Issue Date	Maturity Date	Trade Date/ Valuation Date	Years To Maturity	Nominal Value	Market Value	Min Trade Price	Max Trade Price	Min Yield	Max Yield
ZM1000004383	14	01/06/2020	01/06/2035	10/10/2024	10	K80,000,000.00	K56,990,225.76	71.24	71.24	22.50	22.50
ZM1000006552	25	02/09/2024	02/09/2031	10/08/2024	7	K907,000.00	K999,614.97	110.21	110.21	22.75	22.75
ZM1000005943	14	02/10/2023	02/10/2038	14/10/2024	14	K2,738,346.00	K1,571,881.18	57.26	59.35	24.50	25.50
ZM1000006180	26.5	19/02/2024	19/02/2039	14/10/2024	14	K20,000.00	K19,401.69	97.01	97.01	28.50	28.50
ZM1000005455	13	19/09/2022	19/09/2032	19/09/2022	10	K14,916,000.00	K10,125,444.83	66.99	66.99	21.95	21.95
ZM1000005901	13	21/08/2023	21/08/2033	21/08/2023	10	K40,000,000.00	K26,405,755.07	64.09	64.09	22.50	22.50
ZM1000004748	14	22/03/2021	22/03/2036	10/08/2024	11	K1,494,000.00	K999,875.44	66.93	66.93	22.25	22.25
ZM1000006503	25.75	22/07/2024	22/07/2034	10/10/2024	9	K1,063,000.00	K1,169,721.24	110.04	110.04	24.57	24.57
ZM1000004656	11	25/01/2021	25/01/2026	10/10/2024	1	K3,225,000.00	K2,937,013.82	91.07	91.07	21.55	21.55
ZM1000004672	13	25/01/2021	25/01/2031	10/08/2024	6	K21,651,000.00	K16,129,103.46	74.50	74.50	21.35	21.35
ZM1000005810	13	26/06/2023	26/06/2033	10/10/2024	8	K1,374,000.00	K999,433.97	72.74	72.74	20.90	20.90
ZM1000005810	13	26/06/2023	26/06/2033	26/06/2023	10	K13,000,000.00	K9,044,829.06	65.66	65.66	22.00	22.00
ZM1000004581	12	30/11/2020	30/11/2027	10/10/2024	3	K1,260,000.00	K1,079,742.00	85.69	85.69	20.40	20.40

Disclaimer: This content is prepared from information received by the Commission through third-party reports. The content is indicative and intended for informational purposes only and shall not in any way be deemed to be investment advice, guidance or recommendation of the SEC. Users are responsible for making investment decisions and are advised to obtain independent professional advice before acting on or using this information.