



SECURITIES AND EXCHANGE COMMISSION
Protecting Investors in the Capital Markets

Date

< Friday, 11 October 2024 >

K289.1M

Total Nominal Value

K250.9M

Total Market Value

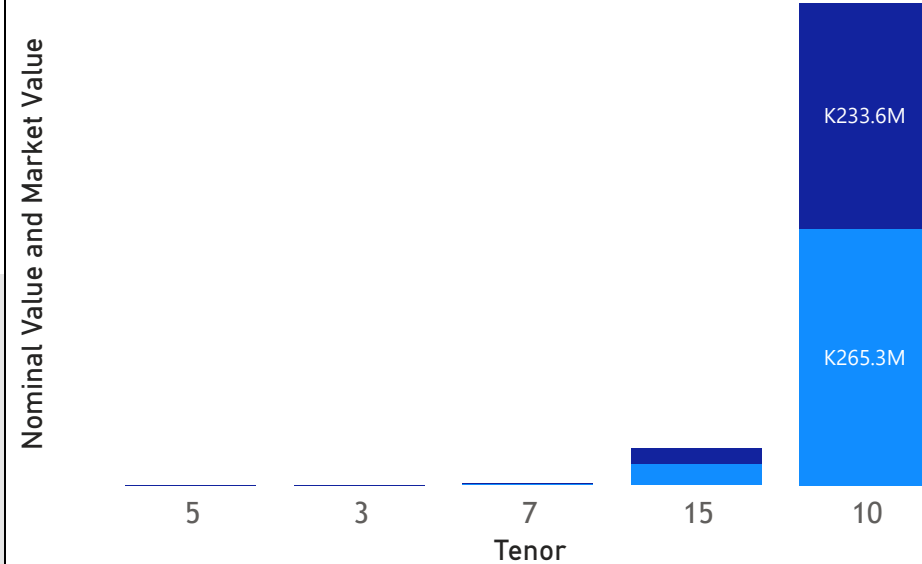
24

Number of Trades

GRZ Bonds Secondary Market Trade Summary Report

Consideration and Nominal Value

● Nominal Value ● Market Value



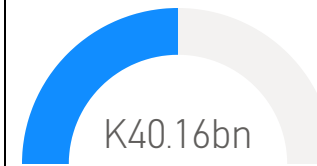
Range of Trade Prices (ZMW)*

Tenor	Min	Max
3	84.81	84.81
5	101.36	101.36
7	110.21	110.21
10	66.34	109.93
15	66.93	75.55

Range of Yields Rates*

Tenor	Min	Max
3	21.00	21.00
5	21.50	21.50
7	22.75	22.75
10	16.95	25.25
15	20.50	24.00

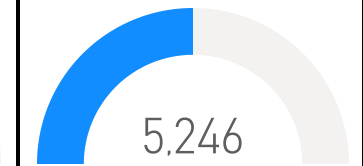
Market Value YTD



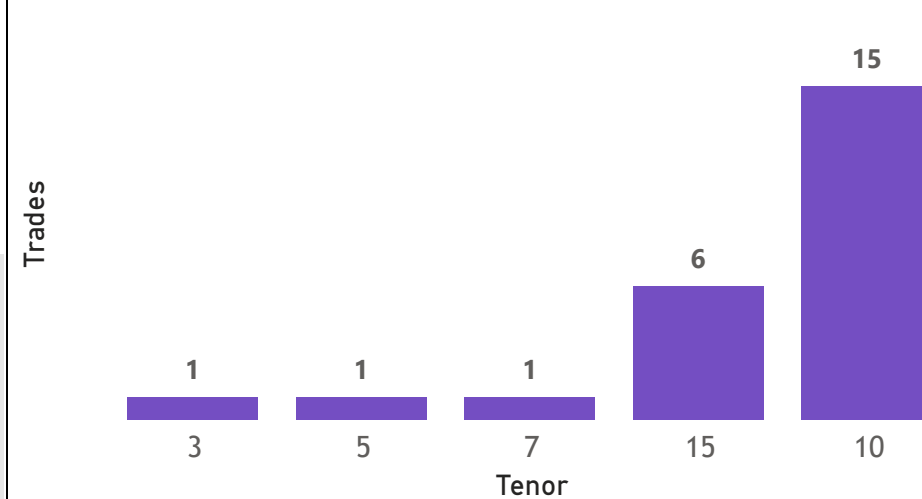
Nominal Value YTD



YTD trades



No. of Trades by Tenor



Primary Market October 25 2024 Auction

Tenor	Cut- Off Yield Rate	Coupon Rates	Range of Successful Yield Rates
2 Years	16.50	16.50	15.0000-16.5000
3 Years	19.99	19.99	10.0000-19.9900
5 Years	21.49	21.49	23.0000-21.4900
7 Years	21.50	21.50	19.0000-21.5000
10 Years	22.50	22.50	20.0000-22.5000
15 Years	23.49	23.49	20.0000-23.4900

*Disclaimer: This content is prepared from information received by the Commission through third-party reports. The range of prices by tenor and range of yields by tenor are based on dealer submissions. The content is indicative and intended for informational purposes only and shall not in any way be deemed to be investment advice, guidance or recommendation of the SEC. Users are responsible for making investment decisions and are advised to obtain independent professional advice before acting on or using this



GRZ Bonds Secondary Market Trade Summary Report

ISIN Code	Coupon Rate	Issue Date	Maturity Date	Trade Date/ Valuation Date	Years To Maturity	Nominal Value	Market Value	Min Trade Price	Max Trade Price	Min Yield	Max Yield
ZM1000004383	14	01/06/2020	01/06/2035	10/11/2024	10	K11,931,000.00	K7,999,414.99	67.05	67.05	24.00	24.00
ZM1000006628	25.75	01/10/2024	01/10/2034	30/09/2024	10	K50,000,000.00	K55,352,163.70	109.93	109.93	23.15	23.15
ZM1000006552	25	02/09/2024	02/09/2031	08/10/2024	6	K907,000.00	K999,614.97	110.21	110.21	22.75	22.75
ZM1000006560	26.75	02/09/2024	02/09/2034	27/09/2024	9	K60,000,000.00	K64,482,078.08	107.47	107.47	25.25	25.25
ZM1000003112	13	05/12/2016	05/12/2026	08/10/2024	2	K10,243,000.00	K9,999,432.13	97.62	97.62	16.95	16.95
ZM1000004979	13	20/09/2021	20/09/2031	10/09/2024	7	K50,000,000.00	K34,194,048.63	68.39	68.39	22.25	22.25
ZM1000004748	14	22/03/2021	22/03/2036	08/10/2024	11	K1,494,000.00	K999,875.44	66.93	66.93	22.25	22.25
ZM1000003211	14	24/04/2017	24/04/2032	24/04/2017	15	K4,264,674.00	K3,500,001.96	75.55	75.55	20.50	20.50
ZM1000004672	13	25/01/2021	25/01/2031	10/08/2024	6	K21,651,000.00	K16,033,424.13	74.05	74.05	21.50	21.50
ZM1000004672	13	25/01/2021	25/01/2031	25/01/2021	10	K21,651,000.00	K16,129,103.46	71.72	71.72	21.35	21.35
ZM1000004680	14	25/01/2021	25/01/2036	08/10/2024	11	K5,059,000.00	K3,559,794.73	70.37	70.37	21.87	21.87
ZM1000005786	10	26/06/2023	26/06/2026	11/10/2024	1	K112,000.00	K98,270.55	84.81	84.81	21.00	21.00
ZM1000005810	13	26/06/2023	26/06/2033	08/10/2024	8	K5,000,000.00	K3,507,787.95	70.16	70.16	21.75	21.75
ZM1000005810	13	26/06/2023	26/06/2033	26/06/2023	10	K5,000,000.00	K3,507,787.95	66.34	66.34	21.75	21.75
ZM1000005091	13	27/12/2021	27/12/2031	08/10/2024	7	K2,639,000.00	K1,898,499.90	71.94	71.94	22.01	22.01
ZM1000005091	13	27/12/2021	27/12/2031	10/08/2024	7	K19,361,000.00	K13,901,377.84	71.70	71.94	22.01	22.01
ZM1000004854	13	28/06/2021	28/06/2031	28/06/2021	10	K19,723,000.00	K14,625,694.39	70.42	70.42	21.50	21.50
ZM1000006271	22	30/04/2024	30/04/2029	11/10/2024	4	K90,000.00	K100,283.20	101.36	101.36	21.50	21.50

Disclaimer: This content is prepared from information received by the Commission through third-party reports. The content is indicative and intended for informational purposes only and shall not in any way be deemed to be investment advice, guidance or recommendation of the SEC. Users are responsible for making investment decisions and are advised to obtain independent professional advice before acting on or using this information.