



**SECURITIES AND EXCHANGE COMMISSION**  
Protecting Investors in the Capital Markets

Date

< Tuesday, 8 October 2024 >

**K209.7M**

Total Nominal Value

**K232.1M**

Total Market Value

**11**

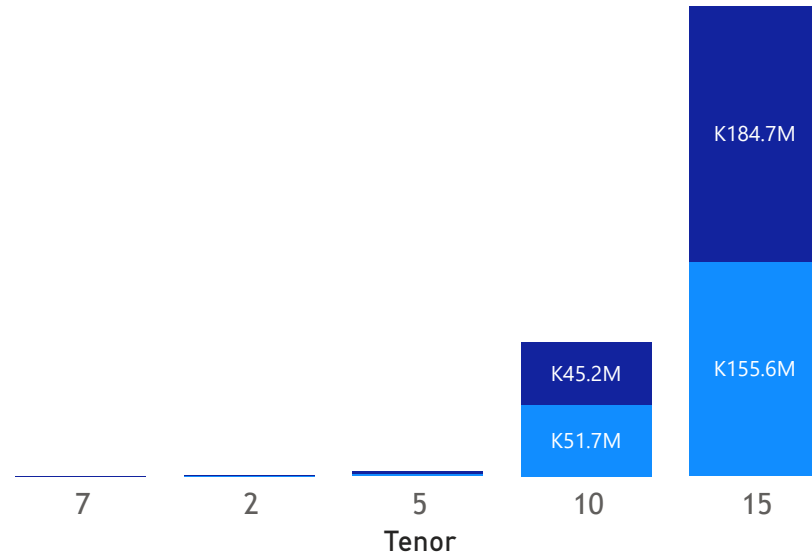
Number of Trades

# GRZ Bonds Secondary Market Trade Summary Report

## Consideration and Nominal Value

● Nominal Value ● Market Value

Nominal Value and Market Value



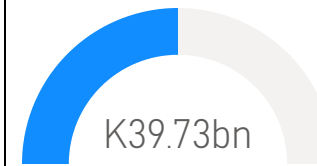
## Range of Trade Prices (ZMW)\*

Tenor	Min	Max
2	95.06	95.06
5	92.05	92.05
7	104.85	104.85
10	69.76	110.31
15	66.21	118.32

## Range of Yields Rates\*

Tenor	Min	Max
2	21.50	21.50
5	18.75	18.75
7	23.00	23.00
10	21.50	23.06
15	21.25	23.31

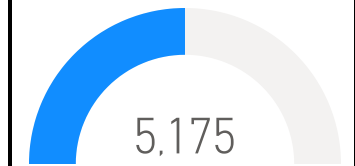
## Market Value YTD



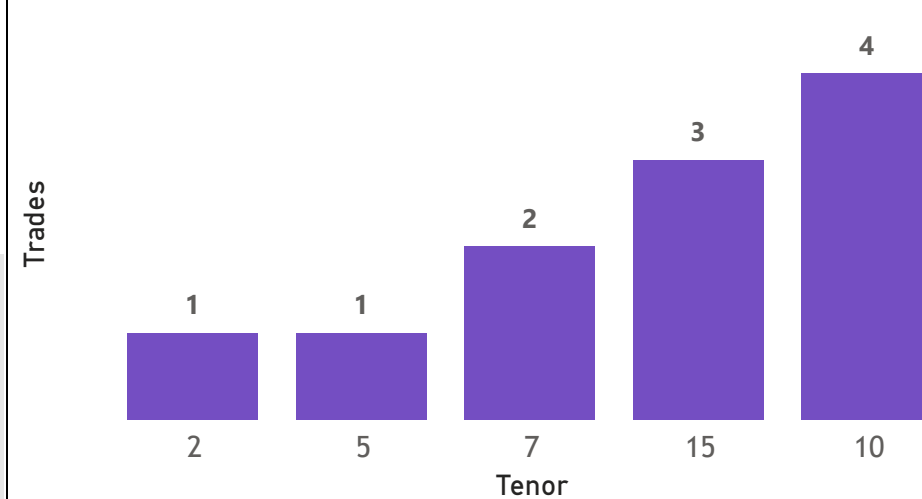
## Nominal Value YTD



## YTD trades



## No. of Trades by Tenor



## Primary Market October 25 2024 Auction

Tenor	Cut- Off Yield Rate	Coupon Rates	Range of Successful Yield Rates
2 Years	16.50	16.50	15.000-16.5000
3 Years	19.99	19.99	10.0000-19.9900
5 Years	21.49	21.49	23.0000-21.4900
7 Years	21.50	21.50	19.0000-21.5000
10 Years	22.50	22.50	20.0000-22.5000
15 Years	23.49	23.49	20.0000-23.4900

\*Disclaimer: This content is prepared from information received by the Commission through third-party reports. The range of prices by tenor and range of yields by tenor are based on dealer submissions. The content is indicative and intended for informational purposes only and shall not in any way be deemed to be investment advice, guidance or recommendation of the SEC. Users are responsible for making investment decisions and are advised to obtain independent professional advice before acting on or using this



# GRZ Bonds Secondary Market Trade Summary Report

ISIN Code	Coupon Rate	Issue Date	Maturity Date	Trade Date/ Valuation Date	Years To Maturity	Nominal Value	Market Value	Min Trade Price	Max Trade Price	Min Yield	Max Yield
ZM1000006628	25.75	01/10/2024	01/10/2034	07/10/2024	10	K20,117,234.00	K22,289,936.00	110.31	110.31	23.06	23.06
ZM1000006636	27.75	01/10/2024	01/10/2039	07/10/2024	15	K155,000,000.00	K184,226,490.00	118.32	118.32	23.31	23.31
ZM1000005919	14	21/08/2023	21/08/2038	03/10/2024	13	K302,000.00	K199,947.24	66.21	66.21	22.41	22.41
ZM1000006073	17	22/01/2024	22/01/2026	10/10/2024	1	K205,000.00	K202,510.54	95.06	95.06	21.50	21.50
ZM1000006107	23	22/01/2024	22/01/2031	10/08/2024	6	K96,300.00	K101,001.66	104.85	104.85	23.00	23.00
ZM1000003211	14	24/04/2017	24/04/2032	08/10/2024	7	K313,724.00	K250,000.00	73.28	73.28	21.25	21.25
ZM1000004672	13	25/01/2021	25/01/2031	08/10/2024	6	K21,651,000.00	K16,033,424.13	71.31	71.31	21.50	21.50
ZM1000005091	13	27/12/2021	27/12/2031	07/10/2024	7	K9,900,000.00	K6,919,490.47	69.76	70.02	22.65	22.75
ZM1000004839	11	28/06/2021	28/06/2026	03/10/2024	1	K2,080,000.00	K1,914,539.59	92.05	92.05	18.75	18.75

Disclaimer: This content is prepared from information received by the Commission through third-party reports. The content is indicative and intended for informational purposes only and shall not in any way be deemed to be investment advice, guidance or recommendation of the SEC. Users are responsible for making investment decisions and are advised to obtain independent professional advice before acting on or using this information.