



SECURITIES AND EXCHANGE COMMISSION
Protecting Investors in the Capital Markets

Date

< Monday, 7 October 2024 >

K560.6M

Total Nominal Value

K586.3M

Total Market Value

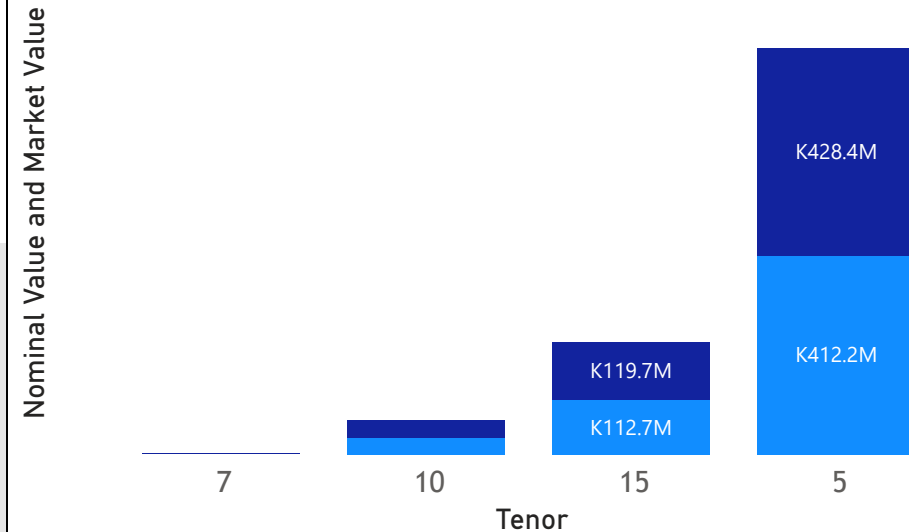
22

Number of Trades

GRZ Bonds Secondary Market Trade Summary Report

Consideration and Nominal Value

● Nominal Value ● Market Value



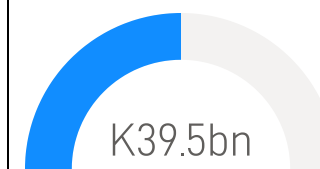
Range of Trade Prices (ZMW)*

Tenor	Min	Max
5	83.85	105.92
7	94.06	94.62
10	78.30	112.20
15	62.37	112.39

Range of Yields Rates*

Tenor	Min	Max
5	17.00	22.00
7	16.00	16.25
10	19.50	23.50
15	23.00	24.85

Market Value YTD



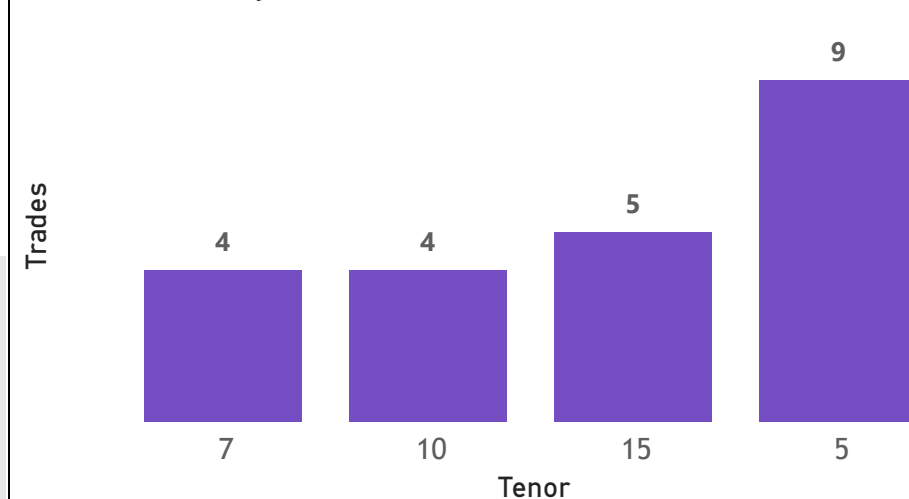
Nominal Value YTD



YTD trades



No. of Trades by Tenor



Primary Market October 25 2024 Auction

Tenor	Cut- Off Yield Rate	Coupon Rates	Range of Successful Yield Rates
2 Years	16.50	16.50	15.0000-16.5000
3 Years	19.99	19.99	10.0000-19.9900
5 Years	21.49	21.49	23.0000-21.4900
7 Years	21.50	21.50	19.0000-21.5000
10 Years	22.50	22.50	20.0000-22.5000
15 Years	23.49	23.49	20.0000-23.4900

*Disclaimer: This content is prepared from information received by the Commission through third-party reports. The range of prices by tenor and range of yields by tenor are based on dealer submissions. The content is indicative and intended for informational purposes only and shall not in any way be deemed to be investment advice, guidance or recommendation of the SEC. Users are responsible for making investment decisions and are advised to obtain independent professional advice before acting on or using this

GRZ Bonds Secondary Market Trade Summary Report

ISIN Code	Coupon Rate	Issue Date	Maturity Date	Trade Date/ Valuation Date	Years To Maturity	Nominal Value	Market Value	Min Trade Price	Max Trade Price	Min Yield	Max Yield
ZM1000006602	23.5	01/10/2024	01/10/2029	30/09/2024	5	K90,000,000.00	K95,731,906.44	105.92	105.92	21.50	21.50
ZM1000006636	27.75	01/10/2024	01/10/2039	10/07/2024	15	K78,000,000.00	K87,334,608.32	111.97	111.97	24.85	24.85
ZM1000006636	27.75	01/10/2024	01/10/2039	30/09/2024	15	K19,500,000.00	K21,975,897.37	112.39	112.39	24.60	24.60
ZM1000006545	23.5	02/09/2024	02/09/2029	02/09/2024	5	K200,000,000.00	K216,096,449.32	105.79	105.79	21.50	21.50
ZM1000006560	26.75	02/09/2024	02/09/2034	02/09/2024	10	K25,000,000.00	K28,635,401.37	112.20	112.20	23.50	23.50
ZM1000003112	13	05/12/2016	05/12/2026	07/10/2024	2	K1,766,689.00	K1,648,510.55	88.89	88.89	19.50	19.50
ZM1000003997	13	17/12/2018	17/12/2028	07/10/2024	4	K3,668,744.00	K3,019,065.98	78.30	78.30	21.00	21.00
ZM1000004953	11	20/09/2021	20/09/2026	10/07/2024	2	K238,736.00	K200,163.18	83.85	83.85	22.00	22.00
ZM1000004656	11	25/01/2021	25/01/2026	07/10/2024	1	K60,000,000.00	K57,304,784.09	93.22	93.22	17.00	17.00
ZM1000004656	11	25/01/2021	25/01/2026	10/07/2024	1	K60,000,000.00	K57,304,806.58	95.47	95.47	17.00	17.00
ZM1000004839	11	28/06/2021	28/06/2026	07/10/2024	1	K1,941,692.00	K1,767,379.23	87.98	87.98	19.50	19.50
ZM1000002262	14	01/09/2014	28/08/2029	07/10/2024	4	K225,000.00	K170,906.66	74.31	74.31	23.00	23.00
ZM1000002999	13	29/08/2016	29/08/2026	07/10/2024	1	K3,551,337.00	K3,247,407.94	90.05	90.05	19.50	19.50
ZM1000004581	12	30/11/2020	30/11/2027	10/07/2024	3	K1,724,916.00	K1,629,997.62	94.06	94.62	16.00	16.25
ZM1000005976	14	30/11/2023	30/11/2038	30/10/2023	15	K15,000,000.00	K10,258,862.67	62.37	62.37	23.10	23.10