



**SECURITIES AND EXCHANGE COMMISSION**  
Protecting Investors in the Capital Markets

Date

< Thursday, 3 October 2024 >

**K245.2M**

Total Nominal Value

**K178.2M**

Total Market Value

**24**

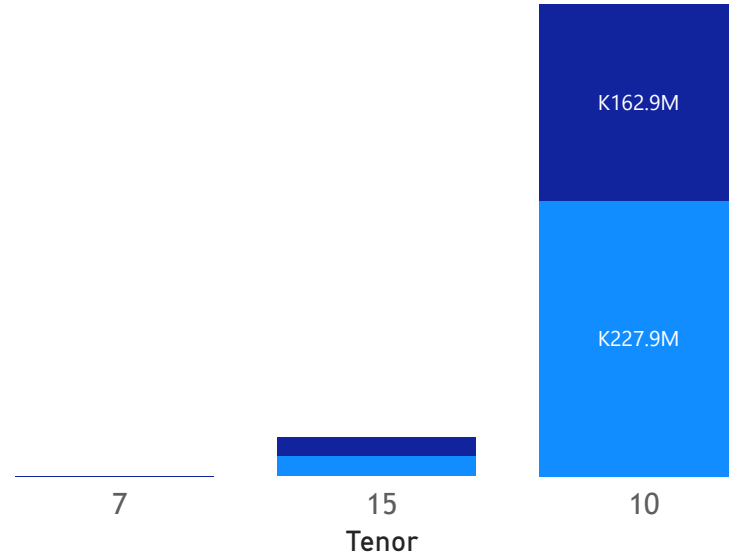
Number of Trades

# GRZ Bonds Secondary Market Trade Summary Report

## Consideration and Nominal Value

● Nominal Value ● Market Value

Nominal Value and Market Value



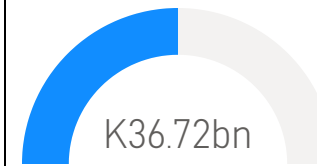
## Range of Trade Prices (ZMW)\*

Tenor	Min	Max
7	61.26	61.26
10	67.92	108.54
15	58.13	106.94

## Range of Yields Rates\*

Tenor	Min	Max
7	24.50	24.50
10	19.75	24.40
15	21.87	27.50

## Market Value YTD



## Nominal Value YTD

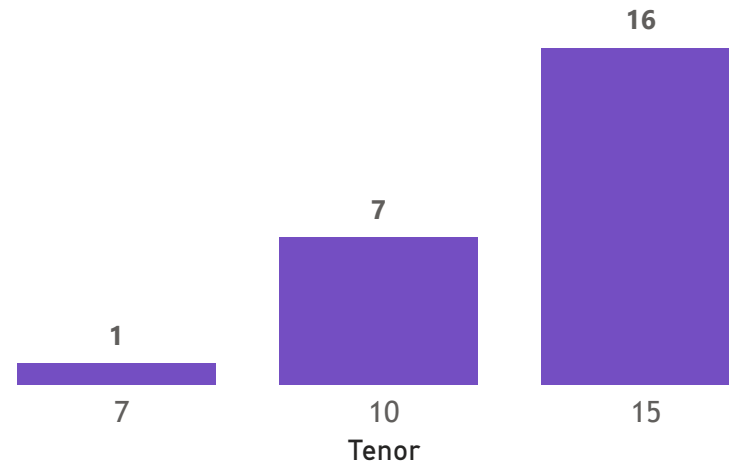


## YTD trades



## No. of Trades by Tenor

Trades



## Primary Market October 25 2024 Auction

Tenor	Cut- Off Yield Rate	Coupon Rates	Range of Successful Yield Rates
2 Years	16.50	16.50	15.000-16.5000
3 Years	19.99	19.99	10.0000-19.9900
5 Years	21.49	21.49	23.0000-21.4900
7 Years	21.50	21.50	19.0000-21.5000
10 Years	22.50	22.50	20.0000-22.5000
15 Years	23.49	23.49	20.0000-23.4900

\*Disclaimer: This content is prepared from information received by the Commission through third-party reports. The range of prices by tenor and range of yields by tenor are based on dealer submissions. The content is indicative and intended for informational purposes only and shall not in any way be deemed to be investment advice, guidance or recommendation of the SEC. Users are responsible for making investment decisions and are advised to obtain independent professional advice before acting on or using this



# GRZ Bonds Secondary Market Trade Summary Report

ISIN Code	Coupon Rate	Issue Date	Maturity Date	Trade Date/ Valuation Date	Years To Maturity	Nominal Value	Market Value	Min Trade Price	Max Trade Price	Min Yield	Max Yield
ZM1000006636	27.75	01/10/2024	01/10/2039	30/09/2024	15	K10,000,000.00	K10,717,228.22	106.94	106.94	25.90	25.90
ZM1000006560	26.75	02/09/2024	02/09/2034	02/09/2024	10	K10,000,000.00	K11,081,441.78	108.54	108.54	24.40	24.40
ZM1000004979	13	20/09/2021	20/09/2031	20/09/2021	10	K50,000,000.00	K34,194,048.63	67.96	67.96	22.25	22.25
ZM1000004979	13	20/09/2021	20/09/2031	25/09/2024	7	K66,000,000.00	K44,825,460.49	67.92	67.92	22.40	22.40
ZM1000005166	14	21/02/2022	21/02/2037	10/03/2024	12	K512,000.00	K301,129.58	58.81	58.81	25.50	25.50
ZM1000005919	14	21/08/2023	21/08/2038	30/09/2024	13	K1,584,000.00	K1,049,355.89	66.25	66.25	22.33	22.33
ZM1000005851	14	24/07/2023	24/07/2038	10/03/2024	14	K798,880.00	K500,002.90	61.67	62.80	24.00	24.50
ZM1000004672	13	25/01/2021	25/01/2031	25/09/2024	6	K101,050,000.00	K72,180,067.60	71.43	71.43	22.25	22.25
ZM1000004680	14	25/01/2021	25/01/2036	27/09/2024	11	K335,000.00	K234,521.70	70.01	70.01	21.87	21.87
ZM1000005810	13	26/06/2023	26/06/2033	27/09/2024	8	K830,000.00	K599,801.25	72.27	72.27	20.90	20.90
ZM1000006065	14	26/12/2023	26/12/2038	10/03/2024	14	K678,016.00	K400,001.08	58.99	58.99	26.00	26.00
ZM1000006016	12	27/11/2023	27/11/2030	09/10/2024	6	K100,000.00	K65,700.36	61.26	61.26	24.50	24.50
ZM1000005109	14	27/12/2021	27/12/2036	02/10/2024	12	K1,721,047.00	K1,099,999.41	60.19	60.19	24.25	24.25
ZM1000005109	14	27/12/2021	27/12/2036	03/10/2024	12	K454,333.00	K287,912.92	59.57	59.57	24.50	24.50
ZM1000005109	14	27/12/2021	27/12/2036	10/03/2024	12	K454,333.00	K287,912.92	63.37	63.37	24.50	24.50
ZM1000005976	14	30/11/2023	30/11/2038	10/03/2024	14	K600,000.00	K349,061.50	58.13	58.13	27.50	27.50
ZM1000004235	13	30/12/2019	30/12/2029	03/10/2024	5	K61,050.00	K49,999.94	78.48	78.48	19.75	19.75

Disclaimer: This content is prepared from information received by the Commission through third-party reports. The content is indicative and intended for informational purposes only and shall not in any way be deemed to be investment advice, guidance or recommendation of the SEC. Users are responsible for making investment decisions and are advised to obtain independent professional advice before acting on or using this information.