



SECURITIES AND EXCHANGE COMMISSION
Protecting Investors in the Capital Markets

Date

< Tuesday, 1 October 2024 >

K673.2M

Total Nominal Value

K590.2M

Total Market Value

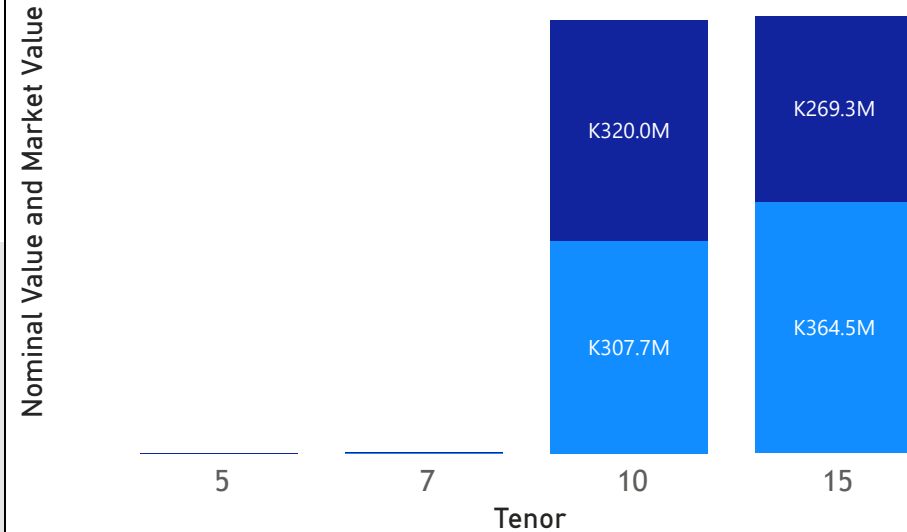
25

Number of Trades

GRZ Bonds Secondary Market Trade Summary Report

Consideration and Nominal Value

● Nominal Value ● Market Value




Range of Trade Prices (ZMW)*

Tenor	Min	Max
5	108.37	108.37
7	85.08	93.82
10	67.41	114.20
15	57.49	108.09

Range of Yields Rates*

Tenor	Min	Max
5	21.28	21.28
7	16.25	17.00
10	21.40	24.56
15	22.85	27.55

Market Value YTD



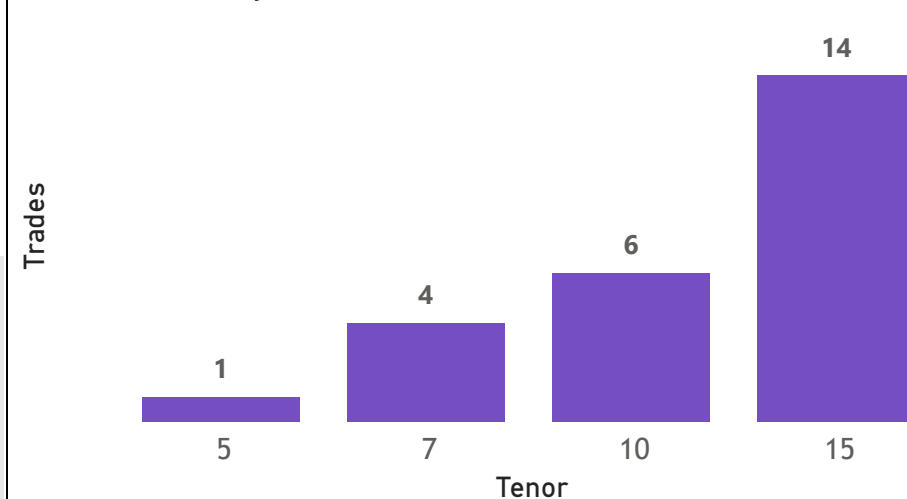
Nominal Value YTD



YTD trades



No. of Trades by Tenor



Primary Market October 25 2024 Auction

Tenor	Cut- Off Yield Rate	Coupon Rates	Range of Successful Yield Rates
2 Years	16.50	16.50	15.000-16.5000
3 Years	19.99	19.99	10.0000-19.9900
5 Years	21.49	21.49	23.0000-21.4900
7 Years	21.50	21.50	19.0000-21.5000
10 Years	22.50	22.50	20.0000-22.5000
15 Years	23.49	23.49	20.0000-23.4900

*Disclaimer: This content is prepared from information received by the Commission through third-party reports. The range of prices by tenor and range of yields by tenor are based on dealer submissions. The content is indicative and intended for informational purposes only and shall not in any way be deemed to be investment advice, guidance or recommendation of the SEC. Users are responsible for making investment decisions and are advised to obtain independent professional advice before acting on or using this



GRZ Bonds Secondary Market Trade Summary Report

ISIN Code	Coupon Rate	Issue Date	Maturity Date	Trade Date/ Valuation Date	Years To Maturity	Nominal Value	Market Value	Min Trade Price	Max Trade Price	Min Yield	Max Yield
ZM1000004383	14	01/06/2020	01/06/2035	01/06/2020	15	K25,000,000.00	K17,427,788.01	65.03	65.03	22.85	22.85
ZM1000004383	14	01/06/2020	01/06/2035	01/10/2024	10	K200,000,000.00	K124,331,304.11	57.49	57.49	25.85	25.85
ZM1000004383	14	01/06/2020	01/06/2035	26/09/2024	10	K25,000,000.00	K17,427,788.01	69.71	69.71	22.85	22.85
ZM1000006636	27.75	01/10/2024	01/10/2039	10/01/2024	15	K20,000,000.00	K21,368,941.92	106.85	106.85	26.00	26.00
ZM1000006636	27.75	01/10/2024	01/10/2039	30/09/2024	15	K29,769,168.00	K30,002,000.82	100.71	100.71	27.55	27.55
ZM1000006248	26.5	02/04/2024	02/04/2039	01/10/2024	14	K12,833,756.00	K13,081,961.19	101.86	101.86	26.00	26.00
ZM1000006248	26.5	02/04/2024	02/04/2039	10/01/2024	15	K12,833,756.00	K13,081,961.19	101.94	101.94	26.00	26.00
ZM1000006248	26.5	02/04/2024	02/04/2039	30/09/2024	14	K11,320,000.00	K13,017,761.81	101.86	101.86	26.00	26.00
ZM1000006545	23.5	02/09/2024	02/09/2029	26/09/2024	4	K184,000.00	K199,393.12	108.37	108.37	21.28	21.28
ZM1000006560	26.75	02/09/2024	02/09/2034	10/01/2024	10	K240,000,000.00	K274,064,712.32	114.20	114.20	23.55	23.55
ZM1000006578	28.35	02/09/2024	02/09/2039	25/09/2024	14	K3,700,000.00	K3,999,282.76	108.09	108.09	26.65	26.65
ZM1000004979	13	20/09/2021	20/09/2031	24/09/2024	7	K66,000,000.00	K44,490,807.95	67.41	67.41	22.55	22.55
ZM1000004748	14	22/03/2021	22/03/2036	26/09/2024	11	K342,000.00	K209,871.74	61.37	61.37	24.15	24.15
ZM1000006503	25.75	22/07/2024	22/07/2034	25/09/2024	9	K458,000.00	K499,695.20	109.10	109.10	24.56	24.56
ZM1000005208	12	23/03/2022	23/03/2029	10/01/2024	5	K188,046.00	K160,000.02	85.08	85.08	17.00	17.00
ZM1000005851	14	24/07/2023	24/07/2038	10/01/2024	14	K20,000,000.00	K13,094,488.77	65.46	65.46	23.00	23.00
ZM1000004680	14	25/01/2021	25/01/2036	25/09/2024	11	K1,658,000.00	K999,791.63	60.30	60.30	25.52	25.52
ZM1000004680	14	25/01/2021	25/01/2036	26/09/2024	11	K2,041,000.00	K1,230,523.64	60.23	60.57	25.42	25.57
ZM1000005810	13	26/06/2023	26/06/2033	25/09/2024	8	K848,000.00	K599,700.33	70.72	70.72	22.45	22.45
ZM1000005810	13	26/06/2023	26/06/2033	26/09/2024	8	K432,000.00	K305,677.99	70.76	70.76	21.40	21.40
ZM1000004581	12	30/11/2020	30/11/2027	10/01/2024	3	K638,960.00	K600,000.48	93.82	93.82	16.25	16.25

Disclaimer: This content is prepared from information received by the Commission through third-party reports. The content is indicative and intended for informational purposes only and shall not in any way be deemed to be investment advice, guidance or recommendation of the SEC. Users are responsible for making investment decisions and are advised to obtain independent professional advice before acting on or using this information.