



SECURITIES AND EXCHANGE COMMISSION
Protecting Investors in the Capital Markets

Date

< Tuesday, 30 July 2024 >

K133.0M

Total Nominal Value

K104.7M

Total Market Value

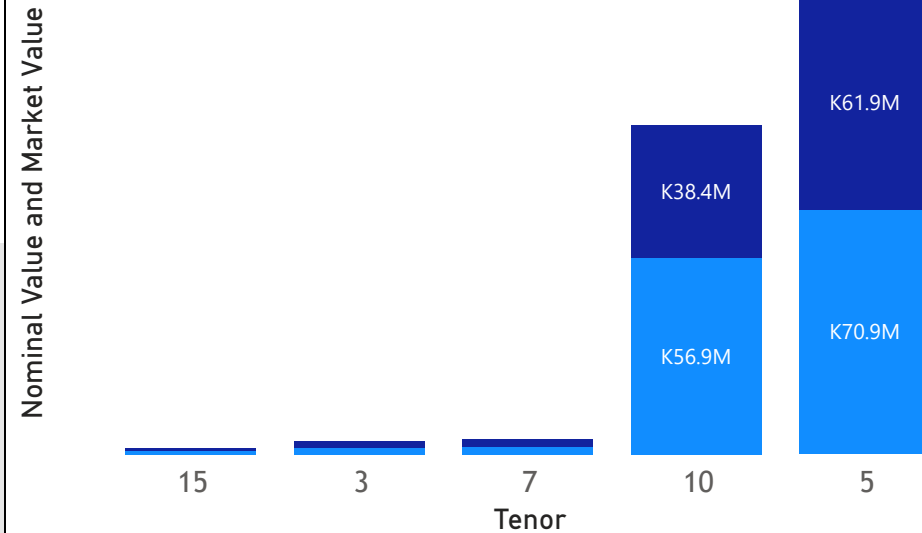
12

Number of Trades

GRZ Bonds Secondary Market Trade Summary Report

Consideration and Nominal Value

● Nominal Value ● Market Value




Range of Trade Prices (ZMW)*

Tenor	Min	Max
3	94.20	94.20
5	78.59	93.28
7	87.18	87.18
10	66.59	68.23
15	64.08	78.70

Range of Yields Rates*

Tenor	Min	Max
3	26.52	26.52
5	20.00	25.82
7	23.36	23.36
10	22.00	23.20
15	24.00	25.00

Market Value YTD



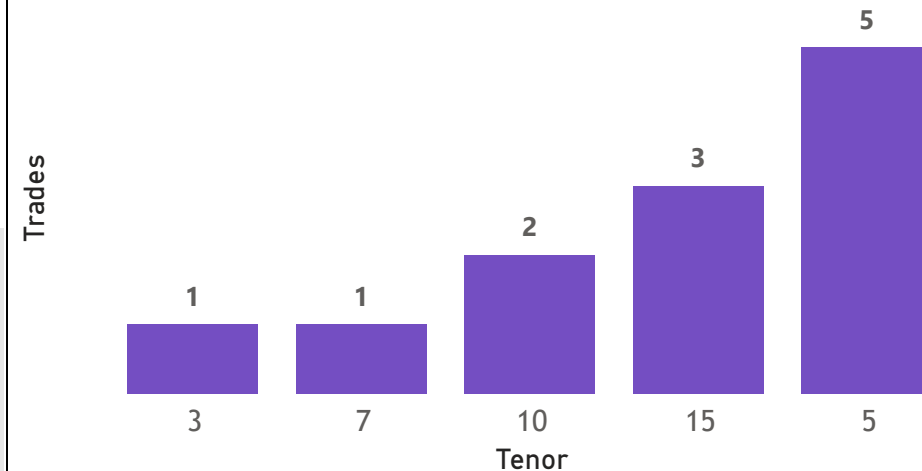
Nominal Value YTD



YTD trades



No. of Trades by Tenor



Primary Market July 19 2024 Auction

Tenor	Cut- Off Yield Rate	Coupon Rates	Range of Successful Yield Rates
2 Years	19.00	19.00	13.9000-19.0000
3 Years	20.50	20.50	19.0000-20.5000
7 Years	24.00	24.00	21.0000-24.0000
5 Years	22.50	22.50	22.0000-22.5000
15 Years	27.25	27.25	22.0000-27.2500
10 Years	25.75	25.75	23.0000-25.7500

*Disclaimer: This content is prepared from information received by the Commission through third-party reports. The range of prices by tenor and range of yields by tenor are based on dealer submissions. The content is indicative and intended for informational purposes only and shall not in any way be deemed to be investment advice, guidance or recommendation of the SEC. Users are responsible for making investment decisions and are advised to obtain independent professional advice before acting on or using this

GRZ Bonds Secondary Market Trade Summary Report

ISIN Code	Coupon Rate	Issue Date	Maturity Date	Trade Date/ Valuation Date	Years To Maturity	Nominal Value	Market Value	Min Trade Price	Max Trade Price	Min Yield	Max Yield
ZM1000004383	14	01/06/2020	01/06/2035	30/07/2024	10	K780,000.00	K499,791.35	64.08	64.08	24.00	24.00
ZM1000004979	13	20/09/2021	20/09/2031	20/09/2021	10	K6,856,030.00	K4,999,997.77	68.23	68.23	22.00	22.00
ZM1000005182	10	23/03/2022	23/03/2025	25/07/2024	0	K1,870,000.00	K1,761,624.63	94.20	94.20	26.52	26.52
ZM1000001967	14	26/11/2012	23/11/2027	30/07/2024	3	K190,958.00	K150,378.92	78.70	78.70	25.00	25.00
ZM1000004656	11	25/01/2021	25/01/2026	25/01/2021	5	K19,585,000.00	K17,420,157.94	88.58	88.86	20.00	20.25
ZM1000004672	13	25/01/2021	25/01/2031	25/01/2021	10	K50,000,000.00	K33,385,941.10	66.59	66.59	23.20	23.20
ZM1000004136	12	26/08/2019	26/08/2026	25/07/2024	2	K2,333,000.00	K2,033,851.11	87.18	87.18	23.36	23.36
ZM1000004334	11	27/04/2020	27/04/2025	25/07/2024	0	K451,000.00	K420,692.03	93.28	93.28	25.82	25.82
ZM1000005075	11	27/12/2021	27/12/2026	25/07/2024	2	K1,903,000.00	K1,495,563.03	78.59	78.59	23.70	23.70
ZM1000004839	11	28/06/2021	28/06/2026	28/06/2021	5	K48,996,000.00	K42,545,668.55	85.87	85.87	20.25	20.25