



SECURITIES AND EXCHANGE COMMISSION
Protecting Investors in the Capital Markets

Date

< Monday, 29 July 2024 >

K479.3M

Total Nominal Value

K404.4M

Total Market Value

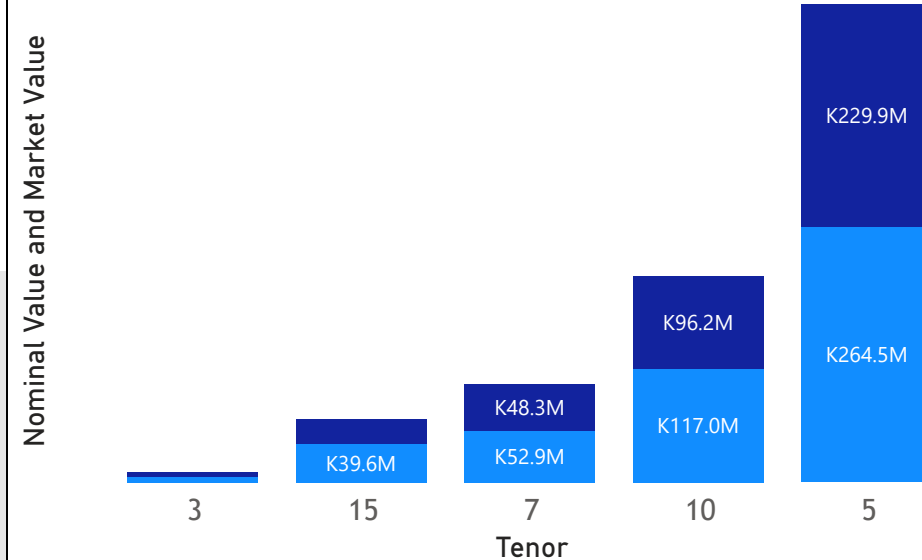
24

Number of Trades

GRZ Bonds Secondary Market Trade Summary Report

Consideration and Nominal Value

● Nominal Value ● Market Value




Range of Trade Prices (ZMW)*

Tenor	Min	Max
3	79.16	98.76
5	85.85	88.68
7	70.29	91.58
10	60.31	93.48
15	56.39	94.42

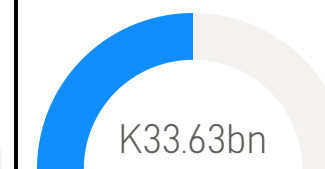
Range of Yields Rates*

Tenor	Min	Max
3	18.00	23.00
5	20.25	20.25
7	20.02	24.08
10	20.25	24.25
15	19.00	25.50

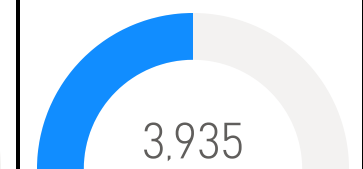
Market Value YTD



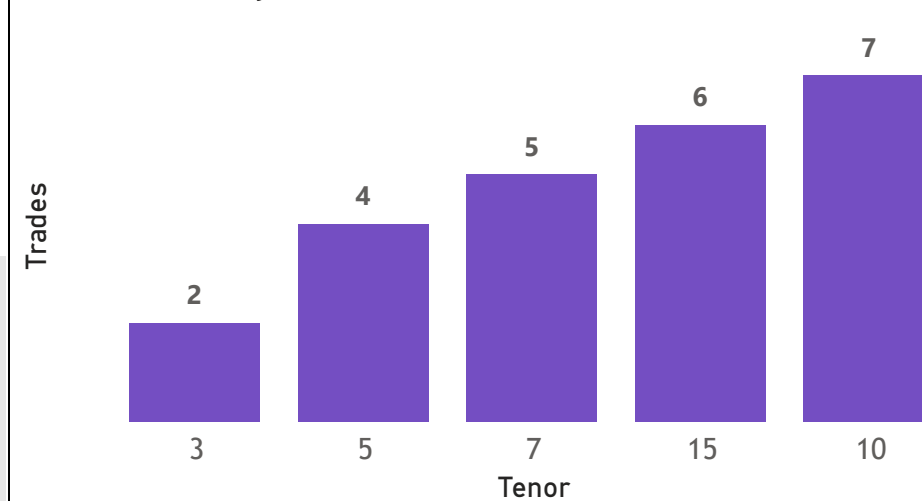
Nominal Value YTD



YTD trades



No. of Trades by Tenor



Primary Market July 19 2024 Auction

Tenor	Cut- Off Yield Rate	Coupon Rates	Range of Successful Yield Rates
2 Years	19.00	19.00	13.9000-19.0000
3 Years	20.50	20.50	19.0000-20.5000
7 Years	24.00	24.00	21.0000-24.0000
5 Years	22.50	22.50	22.0000-22.5000
15 Years	27.25	27.25	22.0000-27.2500
10 Years	25.75	25.75	23.0000-25.7500

*Disclaimer: This content is prepared from information received by the Commission through third-party reports. The range of prices by tenor and range of yields by tenor are based on dealer submissions. The content is indicative and intended for informational purposes only and shall not in any way be deemed to be investment advice, guidance or recommendation of the SEC. Users are responsible for making investment decisions and are advised to obtain independent professional advice before acting on or using this

GRZ Bonds Secondary Market Trade Summary Report

ISIN Code	Coupon Rate	Issue Date	Maturity Date	Trade Date/ Valuation Date	Years To Maturity	Nominal Value	Market Value	Min Trade Price	Max Trade Price	Min Yield	Max Yield
ZM1000004383	14	01/06/2020	01/06/2035	01/06/2020	15	K37,550,000.00	K23,203,255.55	59.57	59.57	24.90	24.90
ZM1000004383	14	01/06/2020	01/06/2035	29/07/2024	10	K468,195.00	K299,999.76	61.81	61.81	24.00	24.00
ZM1000003112	13	05/12/2016	05/12/2026	05/12/2016	10	K28,000,000.00	K24,862,260.55	86.87	86.87	20.25	20.25
ZM1000003112	13	05/12/2016	05/12/2026	24/07/2024	2	K28,000,000.00	K24,862,260.55	88.79	88.79	20.25	20.25
ZM1000003112	13	05/12/2016	05/12/2026	25/07/2024	2	K1,844,000.00	K1,537,699.10	83.39	83.39	23.54	23.54
ZM1000004102	12	17/06/2019	17/06/2026	29/07/2024	1	K4,480,500.00	K4,000,002.16	89.27	89.27	20.02	20.02
ZM1000005455	13	19/09/2022	19/09/2032	19/09/2022	10	K15,200,000.00	K9,943,455.42	60.72	60.72	24.25	24.25
ZM1000005919	14	21/08/2023	21/08/2038	29/07/2024	14	K175,911.00	K110,000.29	56.39	56.39	25.50	25.50
ZM1000005182	10	23/03/2022	23/03/2025	24/07/2024	0	K5,100,000.00	K5,036,538.12	98.76	98.76	18.00	18.00
ZM1000004656	11	25/01/2021	25/01/2026	24/07/2024	1	K7,600,000.00	K6,739,820.44	88.68	88.68	20.25	20.25
ZM1000004656	11	25/01/2021	25/01/2026	25/01/2021	5	K7,600,000.00	K6,739,820.44	88.56	88.56	20.25	20.25
ZM1000004136	12	26/08/2019	26/08/2026	24/07/2024	2	K24,097,000.00	K22,067,457.57	91.58	91.58	20.25	20.25
ZM1000004136	12	26/08/2019	26/08/2026	26/08/2019	7	K24,097,000.00	K22,067,457.57	86.51	86.51	20.25	20.25
ZM1000005992	10	27/11/2023	27/11/2026	29/07/2024	2	K125,000.00	K98,955.28	79.16	79.16	23.00	23.00
ZM1000005570	13	27/12/2022	27/12/2032	27/12/2022	10	K19,000,000.00	K11,674,858.95	60.31	60.31	24.25	24.25
ZM1000004839	11	28/06/2021	28/06/2026	28/06/2021	5	K249,340,000.00	K216,399,808.74	85.85	85.85	20.25	20.25
ZM1000005521	14	28/11/2022	28/11/2037	29/07/2024	13	K156,000.00	K97,725.55	62.64	62.64	24.00	24.00
ZM1000002999	13	29/08/2016	29/08/2026	24/07/2024	2	K12,474,000.00	K11,660,480.92	93.48	93.48	20.25	20.25
ZM1000002999	13	29/08/2016	29/08/2026	29/08/2016	10	K12,474,000.00	K11,660,480.92	88.10	88.10	20.25	20.25
ZM1000005034	12	29/11/2021	29/11/2028	22/07/2024	4	K242,000.00	K170,095.44	70.29	70.29	24.08	24.08
ZM1000001901	14	03/09/2012	31/08/2027	29/07/2024	3	K1,269,308.00	K1,200,000.00	94.42	94.42	19.00	19.00

Disclaimer: This content is prepared from information received by the Commission through third-party reports. The content is indicative and intended for informational purposes only and shall not in any way be deemed to be investment advice, guidance or recommendation of the SEC. Users are responsible for making investment decisions and are advised to obtain independent professional advice before acting on or using this information.