



SECURITIES AND EXCHANGE COMMISSION
Protecting Investors in the Capital Markets

Date

Tuesday, 27 August 2024

K273.3M

Total Nominal Value

K187.4M

Total Market Value

22

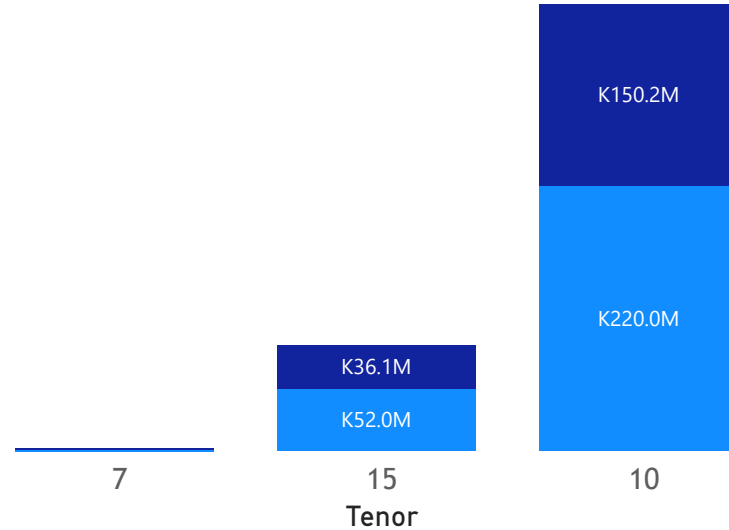
Number of Trades

GRZ Bonds Secondary Market Trade Summary Report

Consideration and Nominal Value

● Nominal Value ● Market Value

Nominal Value and Market Value



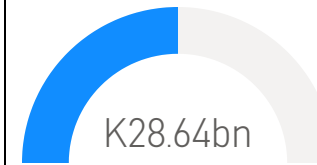
Range of Trade Prices (ZMW)*

Tenor	Min	Max
7	88.53	88.53
10	67.35	68.23
15	53.84	68.15

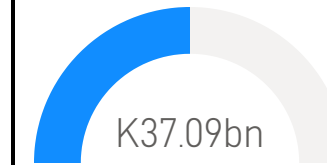
Range of Yields Rates*

Tenor	Min	Max
7	18.00	18.00
10	22.95	23.00
15	23.25	26.70

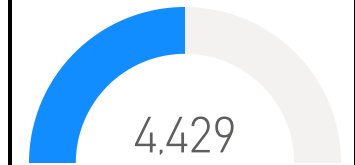
Market Value YTD



Nominal Value YTD

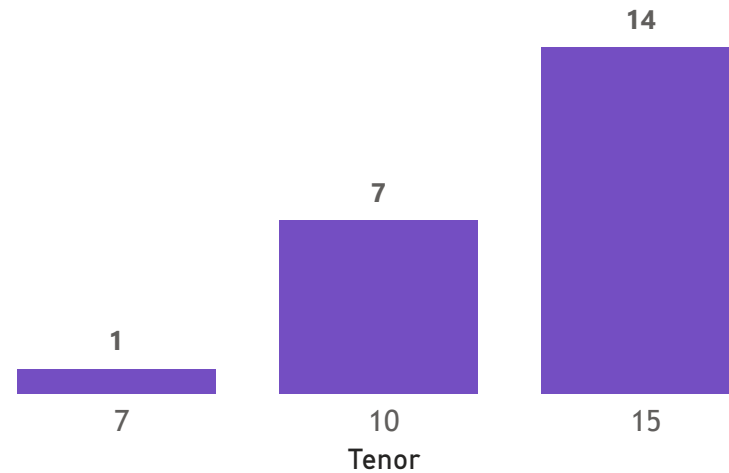


YTD trades



No. of Trades by Tenor

Trades



Primary Market July 19 2024 Auction

Tenor	Cut- Off Yield Rate	Coupon Rates	Range of Successful Yield Rates
2 Years	19.00	19.00	13.9000-19.0000
3 Years	20.50	20.50	19.0000-20.5000
7 Years	24.00	24.00	21.0000-24.0000
5 Years	22.50	22.50	22.0000-22.5000
15 Years	27.25	27.25	22.0000-27.2500
10 Years	25.75	25.75	23.0000-25.7500

*Disclaimer: This content is prepared from information received by the Commission through third-party reports. The range of prices by tenor and range of yields by tenor are based on dealer submissions. The content is indicative and intended for informational purposes only and shall not in any way be deemed to be investment advice, guidance or recommendation of the SEC. Users are responsible for making investment decisions and are advised to obtain independent professional advice before acting on or using this

GRZ Bonds Secondary Market Trade Summary Report

ISIN Code	Coupon Rate	Issue Date	Maturity Date	Trade Date/ Valuation Date	Years To Maturity	Nominal Value	Market Value	Min Trade Price	Max Trade Price	Min Yield	Max Yield
ZM1000004383	14	01/06/2020	01/06/2035	27/08/2024	11	K4,480,000.00	K2,999,977.63	66.96	66.96	23.33	23.33
ZM1000003120	14	05/12/2016	05/12/2031	05/12/2016	7	K41,251,000.00	K29,424,363.73	68.15	68.15	23.25	23.25
ZM1000005851	14	24/07/2023	24/07/2038	27/08/2024	10	K200,000.00	K119,791.93	58.55	58.55	24.60	24.60
ZM1000005851	14	24/07/2023	24/07/2038	27/08/2024	14	K3,966,080.00	K2,219,794.57	55.62	59.89	24.60	26.50
ZM1000004672	13	25/01/2021	25/01/2031	22/08/2024	7	K200,000,000.00	K136,468,553.42	68.23	68.23	23.00	23.00
ZM1000004672	13	25/01/2021	25/01/2031	25/01/2021	6	K20,000,000.00	K13,704,188.49	67.35	67.35	22.95	22.95
ZM1000006065	14	26/12/2023	26/12/2038	27/08/2024	14	K641,914.00	K399,999.68	62.31	62.31	24.00	24.00
ZM1000005760	14	29/05/2023	29/05/2038	27/08/2024	14	K1,270,930.00	K812,830.95	57.34	64.88	23.50	26.70
ZM1000005760	14	29/05/2023	29/05/2038	29/08/2024	13	K160,000.00	K91,782.19	53.84	53.84	26.70	26.70
ZM1000004581	12	30/11/2020	30/11/2027	27/08/2024	3	K1,355,000.00	K1,199,581.87	88.53	88.53	18.00	18.00