



**SECURITIES AND EXCHANGE COMMISSION**  
Protecting Investors in the Capital Markets

Date

< Monday, 26 August 2024

**K68.0M**

Total Nominal Value

**K44.3M**

Total Market Value

**35**

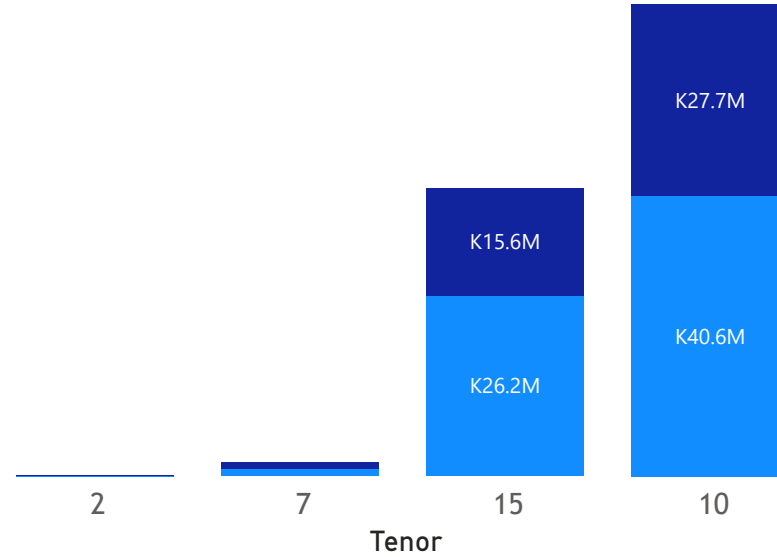
Number of Trades

# GRZ Bonds Secondary Market Trade Summary Report

## Consideration and Nominal Value

● Nominal Value ● Market Value

Nominal Value and Market Value



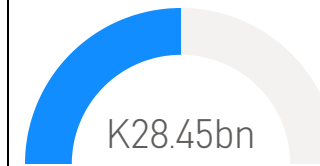
## Range of Trade Prices (ZMW)\*

Tenor	Min	Max
2	98.21	98.21
7	70.91	83.27
10	61.24	67.37
15	0.00	69.35

## Range of Yields Rates\*

Tenor	Min	Max
2	19.00	19.00
7	21.00	24.41
10	23.03	25.00
15	22.89	27.50

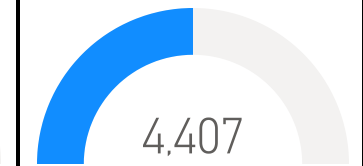
## Market Value YTD



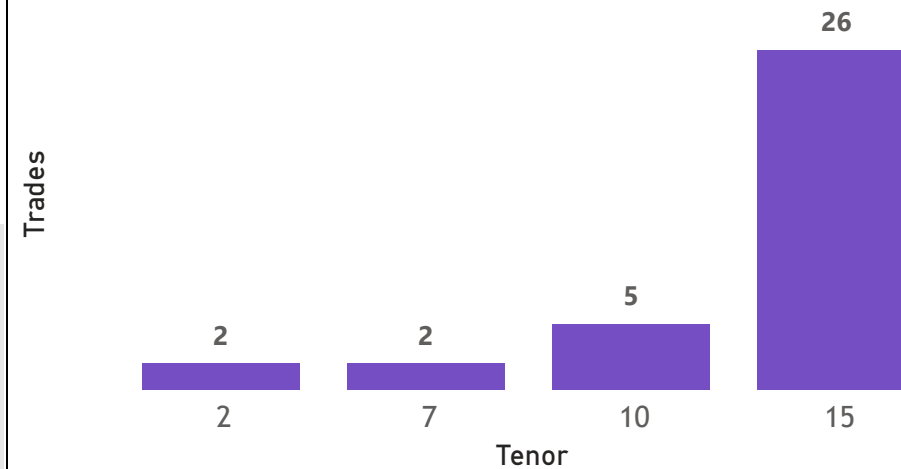
## Nominal Value YTD



## YTD trades



## No. of Trades by Tenor



## Primary Market July 19 2024 Auction

Tenor	Cut- Off Yield Rate	Coupon Rates	Range of Successful Yield Rates
2 Years	19.00	19.00	13.9000-19.0000
3 Years	20.50	20.50	19.0000-20.5000
7 Years	24.00	24.00	21.0000-24.0000
5 Years	22.50	22.50	22.0000-22.5000
15 Years	27.25	27.25	22.0000-27.2500
10 Years	25.75	25.75	23.0000-25.7500

\*Disclaimer: This content is prepared from information received by the Commission through third-party reports. The range of prices by tenor and range of yields by tenor are based on dealer submissions. The content is indicative and intended for informational purposes only and shall not in any way be deemed to be investment advice, guidance or recommendation of the SEC. Users are responsible for making investment decisions and are advised to obtain independent professional advice before acting on or using this



# GRZ Bonds Secondary Market Trade Summary Report

ISIN Code	Coupon Rate	Issue Date	Maturity Date	Trade Date/ Valuation Date	Years To Maturity	Nominal Value	Market Value	Min Trade Price	Max Trade Price	Min Yield	Max Yield
ZM1000004383	14	01/06/2020	01/06/2035	21/08/2024	11	K10,131,000.00	K6,752,825.62	63.90	68.10	22.90	24.50
ZM1000004383	14	01/06/2020	01/06/2035	26/08/2024	10	K1,421,345.00	K899,999.73	59.98	59.98	24.75	24.75
ZM1000004383	14	01/06/2020	01/06/2035	26/08/2024	11	K203,250.00	K126,341.70	62.10	62.10	25.25	25.25
ZM1000005257	14	03/05/2022	03/05/2037	26/08/2024	13	K124,000.00	K76,179.86	61.38	61.38	25.50	25.50
ZM1000005695	13	04/03/2023	04/03/2033	26/08/2024	8	K451,274.00	K299,999.81	61.24	61.24	23.75	23.75
ZM1000005695	13	04/03/2023	04/03/2033	26/08/2024	9	K125,990.00	K80,002.80	63.49	63.49	25.00	25.00
ZM1000005455	13	19/09/2022	19/09/2032	20/08/2024	8	K44,000.00	K29,642.79	67.37	67.37	23.87	23.87
ZM1000005919	14	21/08/2023	21/08/2038	20/08/2024	14	K49,000.00	K29,421.81	60.04	60.04	24.04	24.04
ZM1000005919	14	21/08/2023	21/08/2038	21/08/2024	14	K3,987,000.00	K2,518,766.18	62.28	63.21	22.89	23.23
ZM1000003062	14	21/11/2016	21/11/2031	18/07/2024	7	K1,199,000.00	K777,610.01	64.85	64.85	26.15	26.15
ZM1000004730	12	22/03/2021	22/03/2028	21/08/2024	14	K1,080,000.00	K899,262.47	83.27	83.27	21.00	21.00
ZM1000003872	14	23/04/2018	23/04/2033	20/08/2024	9	K465,000.00	K319,363.15	68.38	69.35	23.77	24.15
ZM1000005851	14	24/07/2023	24/07/2038	26/08/2024	14	K6,607,900.00	K3,782,011.16	56.65	58.93	25.00	26.00
ZM1000004672	13	25/01/2021	25/01/2031	25/01/2021	6	K40,000,000.00	K27,317,890.41	67.16	67.16	23.03	23.03
ZM1000004680	14	25/01/2021	25/01/2036	23/08/2024	9	K47,000.00	K29,698.37	63.19	63.19	23.74	23.74
ZM1000006065	14	26/12/2023	26/12/2038	26/08/2024	14	K135,000.00	K74,469.52	55.16	55.16	27.10	27.10
ZM1000005539	9	27/12/2022	27/12/2024	26/08/2024	4	K72,000.00	K70,720.80	98.21	98.21	19.00	19.00
ZM1000005760	14	29/05/2023	29/05/2038	26/08/2024	14	K359,070.00	K200,002.74	55.68	55.68	27.50	27.50
ZM1000005034	12	29/11/2021	29/11/2028	23/08/2024	4	K50,000.00	K35,454.25	70.91	70.91	24.41	24.41
ZM1000004805	14	31/05/2021	31/05/2036	20/08/2024	9	K1,470,000.00	K0.00	0.00	0.00	0.00	0.00

Disclaimer: This content is prepared from information received by the Commission through third-party reports. The content is indicative and intended for informational purposes only and shall not in any way be deemed to be investment advice, guidance or recommendation of the SEC. Users are responsible for making investment decisions and are advised to obtain independent professional advice before acting on or using this information.