



SECURITIES AND EXCHANGE COMMISSION
Protecting Investors in the Capital Markets

Date

< Wednesday, 24 July 2024 >

K169.6M

Total Nominal Value

K122.9M

Total Market Value

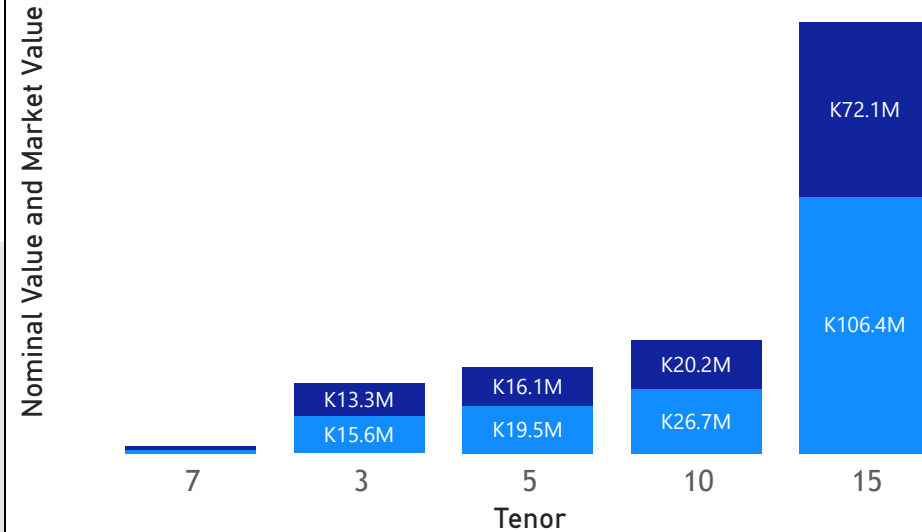
43

Number of Trades

GRZ Bonds Secondary Market Trade Summary Report

Consideration and Nominal Value

● Nominal Value ● Market Value



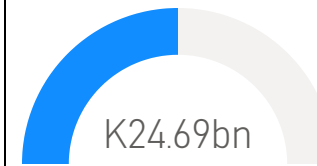
Range of Trade Prices (ZMW)*

Tenor	Min	Max
3	81.56	93.48
5	75.98	92.82
7	65.76	97.79
10	50.68	94.10
15	52.19	95.03

Range of Yields Rates*

Tenor	Min	Max
3	19.87	26.63
5	20.25	25.97
7	16.12	23.27
10	17.03	29.00
15	18.80	27.50

Market Value YTD



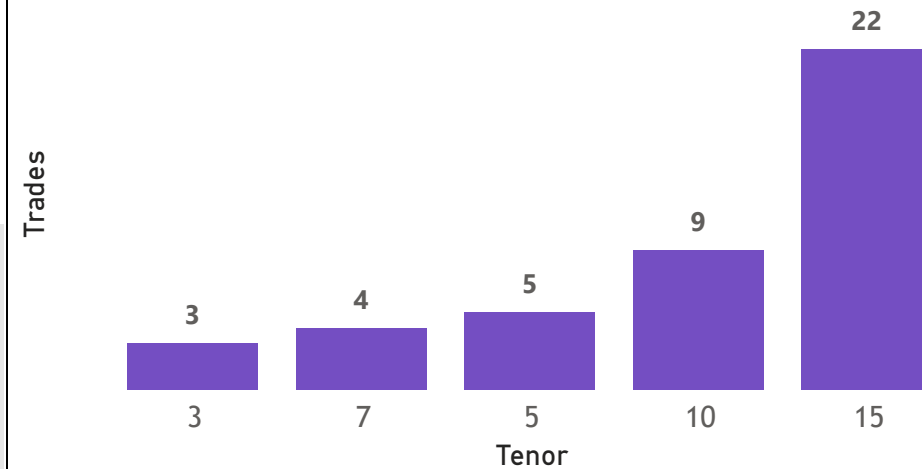
Nominal Value YTD



YTD trades



No. of Trades by Tenor



Primary Market July 19 2024 Auction

Tenor	Cut- Off Yield Rate	Coupon Rates	Range of Successful Yield Rates
2 Years	19.00	19.00	13.9000-19.0000
3 Years	20.50	20.50	19.0000-20.5000
7 Years	24.00	24.00	21.0000-24.0000
5 Years	22.50	22.50	22.0000-22.5000
15 Years	27.25	27.25	22.0000-27.2500
10 Years	25.75	25.75	23.0000-25.7500

*Disclaimer: This content is prepared from information received by the Commission through third-party reports. The range of prices by tenor and range of yields by tenor are based on dealer submissions. The content is indicative and intended for informational purposes only and shall not in any way be deemed to be investment advice, guidance or recommendation of the SEC. Users are responsible for making investment decisions and are advised to obtain independent professional advice before acting on or using this



GRZ Bonds Secondary Market Trade Summary Report

ISIN Code	Coupon Rate	Issue Date	Maturity Date	Trade Date/ Valuation Date	Years To Maturity	Nominal Value	Market Value	Min Trade Price	Max Trade Price	Min Yield	Max Yield
ZM1000004383	14	01/06/2020	01/06/2035	01/06/2020	15	K50,000,000.00	K30,438,738.36	58.84	58.84	25.20	25.20
ZM1000004383	14	01/06/2020	01/06/2035	19/07/2024	10	K3,545,000.00	K2,399,305.24	65.57	85.38	18.80	23.34
ZM1000005737	14	05/02/2023	05/02/2038	24/07/2024	13	K845,971.00	K500,000.31	55.88	55.88	25.75	25.75
ZM1000003252	14	05/07/2017	05/07/2032	24/07/2024	7	K636,000.00	K400,769.82	63.01	63.01	25.20	25.20
ZM1000003112	13	05/12/2016	05/12/2026	19/07/2024	2	K318,000.00	K299,240.56	94.10	94.10	17.03	17.03
ZM1000003112	13	05/12/2016	05/12/2026	22/07/2024	2	K2,112,000.00	K1,757,964.86	83.24	83.24	23.54	23.54
ZM1000001751	14	20/02/2012	16/02/2027	19/07/2024	2	K10,630,000.00	K10,101,778.99	95.03	95.03	21.00	21.00
ZM1000001637	14	21/11/2011	17/11/2026	19/07/2024	2	K1,230,500.00	K1,085,661.79	88.23	88.23	23.44	23.44
ZM1000001512	14	22/08/2011	18/08/2026	26/06/2024	2	K840,000.00	K784,486.61	90.54	90.54	23.20	23.20
ZM1000003351	13	18/12/2017	18/12/2027	19/07/2024	3	K11,558,887.00	K9,529,711.88	82.44	82.44	21.00	21.00
ZM1000004979	13	20/09/2021	20/09/2031	18/07/2024	7	K67,000.00	K49,356.39	73.67	73.67	21.62	21.62
ZM1000005919	14	21/08/2023	21/08/2038	18/07/2024	14	K8,340,000.00	K5,498,744.91	65.93	65.93	23.97	23.97
ZM1000005919	14	21/08/2023	21/08/2038	19/07/2024	14	K1,106,000.00	K748,792.41	67.70	67.70	23.31	23.31
ZM1000005919	14	21/08/2023	21/08/2038	24/07/2024	14	K251,000.00	K149,783.37	59.67	59.67	26.70	26.70
ZM1000004730	12	22/03/2021	22/03/2028	19/07/2024	3	K232,000.00	K199,805.15	86.12	86.12	19.00	19.00
ZM1000004748	14	22/03/2021	22/03/2036	18/07/2024	11	K150,000.00	K99,613.81	66.41	66.41	23.81	23.81
ZM1000004748	14	22/03/2021	22/03/2036	19/07/2024	11	K444,000.00	K299,377.05	67.43	67.43	23.44	23.44
ZM1000005182	10	23/03/2022	23/03/2025	17/07/2024	0	K2,352,000.00	K2,202,254.47	93.48	93.48	26.63	26.63
ZM1000001967	14	26/11/2012	23/11/2027	19/07/2024	3	K5,000,000.00	K4,304,649.11	86.09	86.09	21.00	21.00
ZM1000004656	11	25/01/2021	25/01/2026	22/07/2024	1	K673,000.00	K607,676.74	90.29	90.29	23.42	23.42
ZM1000004680	14	25/01/2021	25/01/2036	18/07/2024	11	K627,000.00	K449,968.49	71.77	71.77	22.71	22.71
ZM1000004680	14	25/01/2021	25/01/2036	19/07/2024	11	K696,000.00	K499,781.35	71.81	71.81	22.71	22.71

Disclaimer: This content is prepared from information received by the Commission through third-party reports. The content is indicative and intended for informational purposes only and shall not in any way be deemed to be investment advice, guidance or recommendation of the SEC. Users are responsible for making investment decisions and are advised to obtain independent professional advice before acting on or using this information.