



SECURITIES AND EXCHANGE COMMISSION
Protecting Investors in the Capital Markets

Date

< Friday, 23 August 2024 >

K162.6M

Total Nominal Value

K115.8M

Total Market Value

32

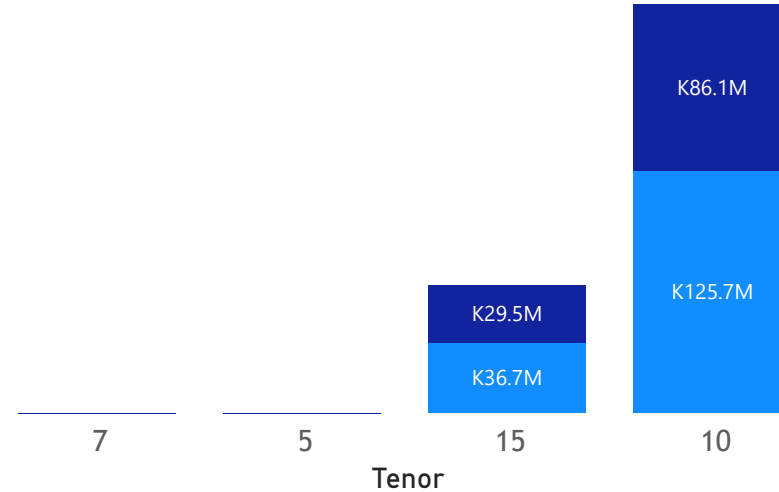
Number of Trades

GRZ Bonds Secondary Market Trade Summary Report

Consideration and Nominal Value

● Nominal Value ● Market Value

Nominal Value and Market Value




Range of Trade Prices (ZMW)*

Tenor	Min	Max
5	81.08	81.08
7	70.29	70.91
10	66.13	72.36
15	56.27	101.73

Range of Yields Rates*

Tenor	Min	Max
5	19.50	19.50
7	23.04	24.41
10	21.77	24.44
15	22.75	27.60

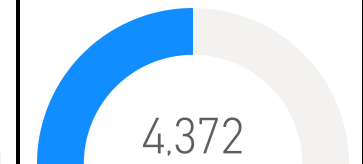
Market Value YTD



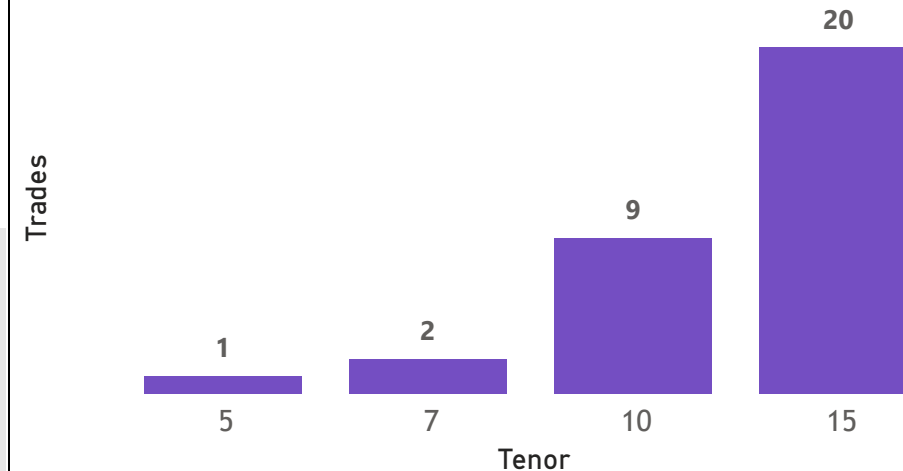
Nominal Value YTD



YTD trades



No. of Trades by Tenor



Primary Market July 19 2024 Auction

Tenor	Cut- Off Yield Rate	Coupon Rates	Range of Successful Yield Rates
2 Years	19.00	19.00	13.9000-19.0000
3 Years	20.50	20.50	19.0000-20.5000
7 Years	24.00	24.00	21.0000-24.0000
5 Years	22.50	22.50	22.0000-22.5000
15 Years	27.25	27.25	22.0000-27.2500
10 Years	25.75	25.75	23.0000-25.7500

*Disclaimer: This content is prepared from information received by the Commission through third-party reports. The range of prices by tenor and range of yields by tenor are based on dealer submissions. The content is indicative and intended for informational purposes only and shall not in any way be deemed to be investment advice, guidance or recommendation of the SEC. Users are responsible for making investment decisions and are advised to obtain independent professional advice before acting on or using this

GRZ Bonds Secondary Market Trade Summary Report

ISIN Code	Coupon Rate	Issue Date	Maturity Date	Trade Date/ Valuation Date	Years To Maturity	Nominal Value	Market Value	Min Trade Price	Max Trade Price	Min Yield	Max Yield
ZM1000004383	14	01/06/2020	01/06/2035	08/09/2024	10	K155,000.00	K87,219.08	56.27	56.27	27.60	27.60
ZM1000004383	14	01/06/2020	01/06/2035	20/08/2024	10	K146,000.00	K99,330.31	68.03	68.03	22.88	22.88
ZM1000004383	14	01/06/2020	01/06/2035	23/08/2024	10	K3,157,000.00	K1,983,087.16	60.46	60.60	24.00	24.50
ZM1000006248	26.5	02/04/2024	02/04/2039	23/08/2024	14	K12,200,000.00	K13,704,723.60	101.73	101.73	26.00	26.00
ZM1000003997	13	17/12/2018	17/12/2028	14/08/2024	4	K136,000.00	K98,411.98	72.36	72.36	24.44	24.44
ZM1000005430	11	19/09/2022	19/09/2027	23/08/2024	3	K116,254.00	K99,999.21	81.08	81.08	19.50	19.50
ZM1000005455	13	19/09/2022	19/09/2032	20/08/2024	8	K110,000.00	K73,897.96	67.05	67.37	23.87	24.00
ZM1000005455	13	19/09/2022	19/09/2032	23/08/2024	8	K50,000,000.00	K34,122,031.50	68.21	68.21	23.60	23.60
ZM1000005919	14	21/08/2023	21/08/2038	08/01/2024	14	K1,039,000.00	K699,762.71	67.35	67.35	23.66	23.66
ZM1000005919	14	21/08/2023	21/08/2038	20/08/2024	14	K49,000.00	K29,421.81	60.04	60.04	24.04	24.04
ZM1000005919	14	21/08/2023	21/08/2038	30/07/2024	14	K3,501,000.00	K2,349,086.17	66.19	67.12	23.67	24.03
ZM1000003062	14	21/11/2016	21/11/2031	20/08/2024	7	K1,199,000.00	K777,610.01	64.85	64.85	26.15	26.15
ZM1000004748	14	22/03/2021	22/03/2036	08/02/2024	12	K3,828,000.00	K2,599,363.97	67.90	67.90	23.40	23.40
ZM1000005406	14	22/08/2022	22/08/2037	18/07/2024	13	K1,550,000.00	K1,032,868.83	66.11	66.11	24.01	24.01
ZM1000003872	14	23/04/2018	23/04/2033	20/08/2024	8	K465,000.00	K319,363.15	68.38	69.35	23.77	24.15
ZM1000005125	12	24/01/2022	24/01/2029	23/08/2024	4	K31,000.00	K22,096.89	70.29	70.29	23.04	23.04
ZM1000005851	14	24/07/2023	24/07/2038	23/08/2024	13	K2,798,440.00	K1,599,999.94	57.17	57.17	25.75	25.75
ZM1000004680	14	25/01/2021	25/01/2036	08/02/2024	12	K4,103,000.00	K2,599,609.49	63.36	63.36	23.37	23.37
ZM1000004680	14	25/01/2021	25/01/2036	08/07/2024	11	K1,700,000.00	K1,079,908.51	63.52	63.52	23.38	23.38
ZM1000004680	14	25/01/2021	25/01/2036	20/08/2024	11	K47,000.00	K29,698.37	63.19	63.19	23.74	23.74
ZM1000004680	14	25/01/2021	25/01/2036	22/08/2024	11	K759,000.00	K499,693.51	65.84	65.84	22.75	22.75
ZM1000005810	13	26/06/2023	26/06/2033	29/05/2024	9	K1,541,000.00	K1,099,604.40	71.36	71.36	21.77	21.77

Disclaimer: This content is prepared from information received by the Commission through third-party reports. The content is indicative and intended for informational purposes only and shall not in any way be deemed to be investment advice, guidance or recommendation of the SEC. Users are responsible for making investment decisions and are advised to obtain independent professional advice before acting on or using this information.