



SECURITIES AND EXCHANGE COMMISSION
Protecting Investors in the Capital Markets

Date

< Monday, 22 July 2024 >

K123.4M

Total Nominal Value

K102.0M

Total Market Value

40

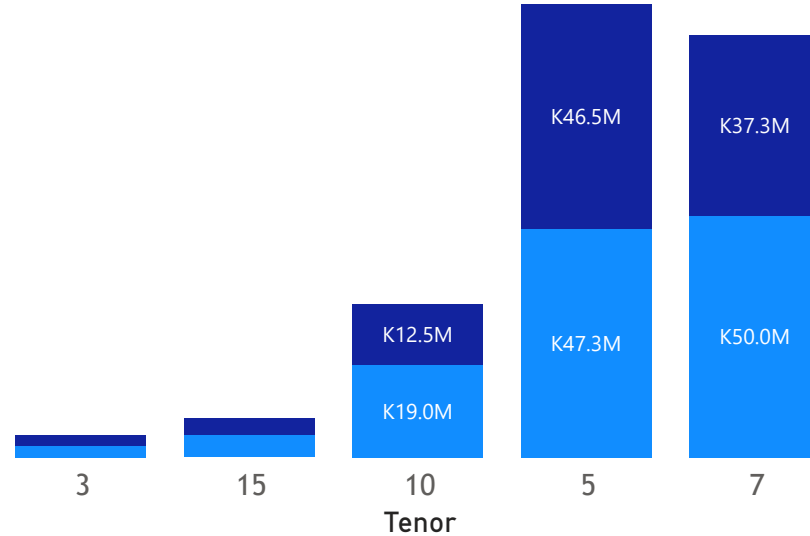
Number of Trades

GRZ Bonds Secondary Market Trade Summary Report

Consideration and Nominal Value

● Nominal Value ● Market Value

Nominal Value and Market Value



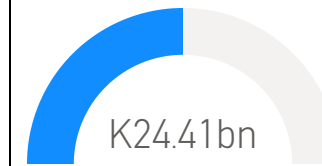
Range of Trade Prices (ZMW)*

Tenor	Min	Max
3	93.63	93.63
5	75.98	102.21
7	74.67	74.67
10	59.83	83.99
15	54.46	93.39

Range of Yields Rates*

Tenor	Min	Max
3	26.63	26.63
5	23.00	25.21
7	22.50	22.50
10	21.62	25.36
15	20.14	26.50

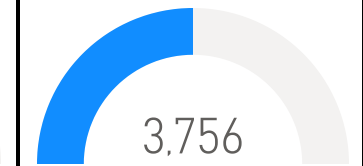
Market Value YTD



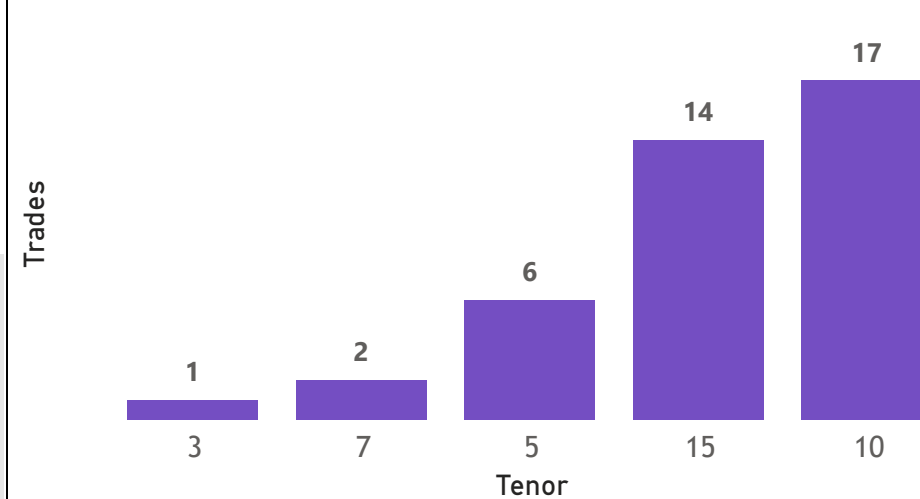
Nominal Value YTD



YTD trades



No. of Trades by Tenor



Primary Market July 19 2024 Auction

Tenor	Cut- Off Yield Rate	Coupon Rates	Range of Successful Yield Rates
2 Years	19.00	19.00	13.9000-19.0000
3 Years	20.50	20.50	19.0000-20.5000
7 Years	24.00	24.00	21.0000-24.0000
5 Years	22.50	22.50	22.0000-22.5000
15 Years	27.25	27.25	22.0000-27.2500
10 Years	25.75	25.75	23.0000-25.7500

*Disclaimer: This content is prepared from information received by the Commission through third-party reports. The range of prices by tenor and range of yields by tenor are based on dealer submissions. The content is indicative and intended for informational purposes only and shall not in any way be deemed to be investment advice, guidance or recommendation of the SEC. Users are responsible for making investment decisions and are advised to obtain independent professional advice before acting on or using this



GRZ Bonds Secondary Market Trade Summary Report

ISIN Code	Coupon Rate	Issue Date	Maturity Date	Trade Date/ Valuation Date	Years To Maturity	Nominal Value	Market Value	Min Trade Price	Max Trade Price	Min Yield	Max Yield
ZM1000004383	14	01/06/2020	01/06/2035	17/07/2024	10	K2,044,000.00	K1,329,613.70	65.01	65.68	23.27	23.52
ZM1000004383	14	01/06/2020	01/06/2035	29/05/2024	11	K428,000.00	K312,747.35	73.07	73.07	22.38	22.38
ZM1000005000	12	01/11/2021	01/11/2028	17/07/2024	4	K50,000,000.00	K37,337,395.20	74.67	74.67	22.50	22.50
ZM1000003112	13	05/12/2016	05/12/2026	17/07/2024	2	K2,112,000.00	K1,757,964.86	83.24	83.24	23.54	23.54
ZM1000001512	14	22/08/2011	18/08/2026	17/07/2024	2	K840,000.00	K784,486.61	93.39	93.39	23.20	23.20
ZM1000004979	13	20/09/2021	20/09/2031	17/07/2024	7	K1,697,000.00	K1,249,413.51	73.62	73.62	21.62	21.62
ZM1000003054	13	21/11/2016	21/11/2026	17/07/2024	2	K566,000.00	K475,407.28	83.99	83.99	23.50	23.50
ZM1000004748	14	22/03/2021	22/03/2036	17/07/2024	11	K416,000.00	K279,490.23	67.19	67.19	23.50	23.50
ZM1000005612	14	23/01/2023	23/01/2038	22/07/2024	13	K63,501.00	K34,583.28	54.46	54.46	26.50	26.50
ZM1000005182	10	23/03/2022	23/03/2025	17/07/2024	0	K2,352,000.00	K2,202,254.47	93.63	93.63	26.63	26.63
ZM1000003872	14	23/04/2018	23/04/2033	17/07/2024	8	K62,000.00	K43,761.68	70.58	70.58	22.80	22.80
ZM1000004656	11	25/01/2021	25/01/2026	17/07/2024	1	K673,000.00	K607,676.74	90.29	90.29	23.42	23.42
ZM1000004680	14	25/01/2021	25/01/2036	17/07/2024	11	K69,000.00	K49,488.91	71.72	71.72	22.71	22.71
ZM1000005810	13	26/06/2023	26/06/2033	24/05/2024	9	K70,000.00	K49,987.26	71.41	71.41	21.68	21.68
ZM1000005810	13	26/06/2023	26/06/2033	27/03/2024	9	K1,085,000.00	K749,869.68	69.11	69.11	21.68	21.68
ZM1000005075	11	27/12/2021	27/12/2026	17/07/2024	2	K4,581,000.00	K3,480,745.72	75.98	75.98	25.21	25.21
ZM1000005091	13	27/12/2021	27/12/2031	17/07/2024	7	K1,816,000.00	K1,249,326.48	68.80	68.80	21.93	21.93
ZM1000005091	13	27/12/2021	27/12/2031	22/07/2024	7	K291,186.00	K200,000.08	68.69	68.69	22.00	22.00
ZM1000005570	13	27/12/2022	27/12/2032	13/04/2024	8	K3,342,000.00	K1,999,500.25	59.83	59.83	25.35	25.35
ZM1000005570	13	27/12/2022	27/12/2032	18/07/2024	8	K8,068,000.00	K4,814,790.51	66.11	66.11	23.35	25.36
ZM1000002262	14	01/09/2014	28/08/2029	01/04/2024	5	K371,000.00	K299,349.61	80.69	80.69	21.70	21.70
ZM1000002262	14	01/09/2014	28/08/2029	01/05/2024	5	K123,000.00	K99,301.32	80.73	80.73	21.70	21.70

Disclaimer: This content is prepared from information received by the Commission through third-party reports. The content is indicative and intended for informational purposes only and shall not in any way be deemed to be investment advice, guidance or recommendation of the SEC. Users are responsible for making investment decisions and are advised to obtain independent professional advice before acting on or using this information.