



SECURITIES AND EXCHANGE COMMISSION
Protecting Investors in the Capital Markets

Date

< Wednesday, 21 August 2024 >

K95.2M

Total Nominal Value

K66.0M

Total Market Value

24

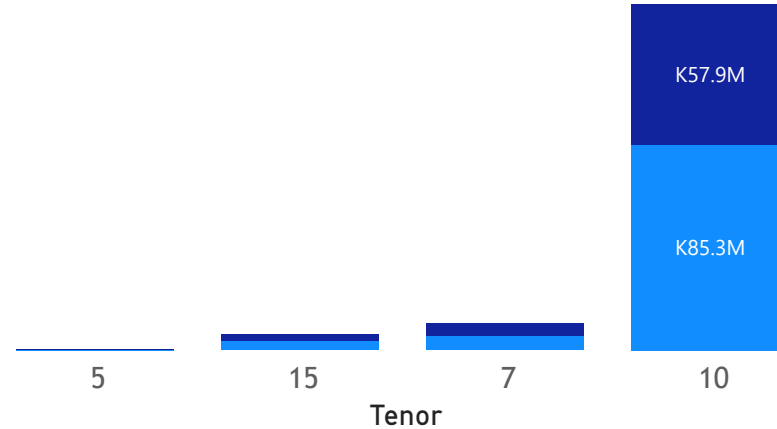
Number of Trades

GRZ Bonds Secondary Market Trade Summary Report

Consideration and Nominal Value

● Nominal Value ● Market Value

Nominal Value and Market Value



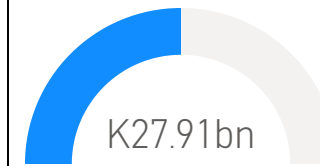
Range of Trade Prices (ZMW)*

Tenor	Min	Max
5	94.44	94.44
7	79.10	99.25
10	58.81	95.59
15	56.60	67.62

Range of Yields Rates*

Tenor	Min	Max
5	26.22	26.22
7	16.00	20.50
10	16.86	24.75
15	23.30	28.50

Market Value YTD



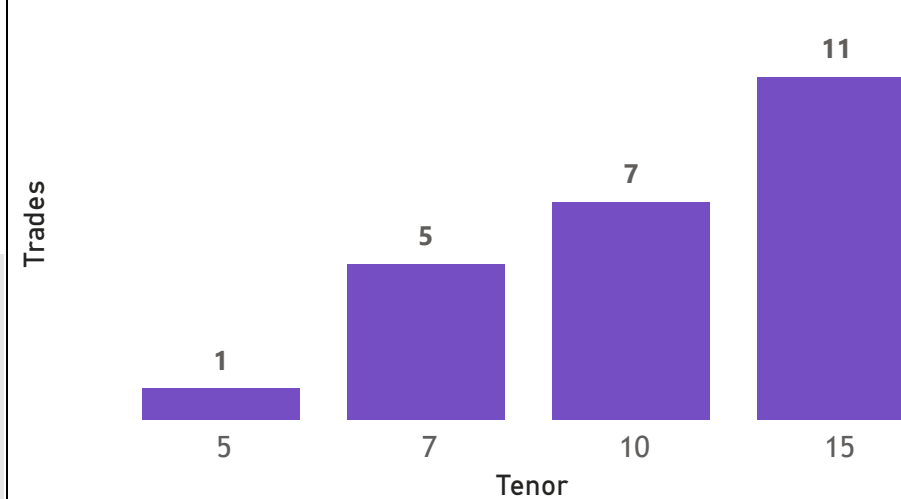
Nominal Value YTD



YTD trades



No. of Trades by Tenor



Primary Market July 19 2024 Auction

Tenor	Cut- Off Yield Rate	Coupon Rates	Range of Successful Yield Rates
2 Years	19.00	19.00	13.9000-19.0000
3 Years	20.50	20.50	19.0000-20.5000
7 Years	24.00	24.00	21.0000-24.0000
5 Years	22.50	22.50	22.0000-22.5000
15 Years	27.25	27.25	22.0000-27.2500
10 Years	25.75	25.75	23.0000-25.7500

*Disclaimer: This content is prepared from information received by the Commission through third-party reports. The range of prices by tenor and range of yields by tenor are based on dealer submissions. The content is indicative and intended for informational purposes only and shall not in any way be deemed to be investment advice, guidance or recommendation of the SEC. Users are responsible for making investment decisions and are advised to obtain independent professional advice before acting on or using this

GRZ Bonds Secondary Market Trade Summary Report

ISIN Code	Coupon Rate	Issue Date	Maturity Date	Trade Date/ Valuation Date	Years To Maturity	Nominal Value	Market Value	Min Trade Price	Max Trade Price	Min Yield	Max Yield
ZM1000004383	14	01/06/2020	01/06/2035	16/08/2024	10	K74,000.00	K49,433.67	66.80	66.80	23.30	23.30
ZM1000004383	14	01/06/2020	01/06/2035	21/08/2024	10	K251,000.00	K169,729.33	67.62	67.62	24.00	24.00
ZM1000005695	13	04/03/2023	04/03/2033	21/08/2024	8	K117,422.00	K75,000.06	58.81	58.81	24.75	24.75
ZM1000005737	14	05/02/2023	05/02/2038	21/08/2024	13	K63,922.00	K40,000.18	58.24	58.24	24.75	24.75
ZM1000003112	13	05/12/2016	05/12/2026	16/08/2024	2	K198,000.00	K189,259.42	95.59	95.59	16.86	16.86
ZM1000003997	13	17/12/2018	17/12/2028	16/08/2024	4	K503,000.00	K398,406.02	79.21	79.21	21.43	21.43
ZM1000005463	14	19/09/2022	19/09/2037	21/08/2024	13	K16,000.00	K9,062.82	56.60	56.60	28.50	28.50
ZM1000005158	12	21/02/2022	21/02/2029	21/08/2024	4	K1,260,490.00	K1,002,000.74	79.51	79.51	19.00	19.00
ZM1000005901	13	21/08/2023	21/08/2033	02/08/2024	9	K498,577.00	K328,941.95	70.05	70.05	23.96	24.29
ZM1000005919	14	21/08/2023	21/08/2038	16/08/2024	14	K492,000.00	K299,869.08	60.95	60.95	23.66	23.66
ZM1000005919	14	21/08/2023	21/08/2038	20/08/2024	14	K1,001,000.00	K669,759.75	66.91	66.91	24.04	24.04
ZM1000004730	12	22/03/2021	22/03/2028	22/08/2024	3	K448,000.00	K376,894.05	79.10	79.10	20.50	20.50
ZM1000005851	14	24/07/2023	24/07/2038	21/08/2024	13	K2,110,552.00	K1,299,999.94	61.20	62.50	23.50	24.00
ZM1000004672	13	25/01/2021	25/01/2031	21/08/2024	6	K84,000,000.00	K56,955,172.44	66.77	66.77	23.18	23.18
ZM1000004136	12	26/08/2019	26/08/2026	21/08/2024	2	K4,030,900.00	K4,000,000.38	99.25	99.25	16.00	16.00
ZM1000004334	11	27/04/2020	27/04/2025	16/08/2024	0	K166,000.00	K156,764.08	94.44	94.44	26.22	26.22

Disclaimer: This content is prepared from information received by the Commission through third-party reports. The content is indicative and intended for informational purposes only and shall not in any way be deemed to be investment advice, guidance or recommendation of the SEC. Users are responsible for making investment decisions and are advised to obtain independent professional advice before acting on or using this information.