



**SECURITIES AND EXCHANGE COMMISSION**  
Protecting Investors in the Capital Markets

Date

< Monday, 19 August 2024 >

**K412.5M**

Total Nominal Value

**K278.4M**

Total Market Value

**33**

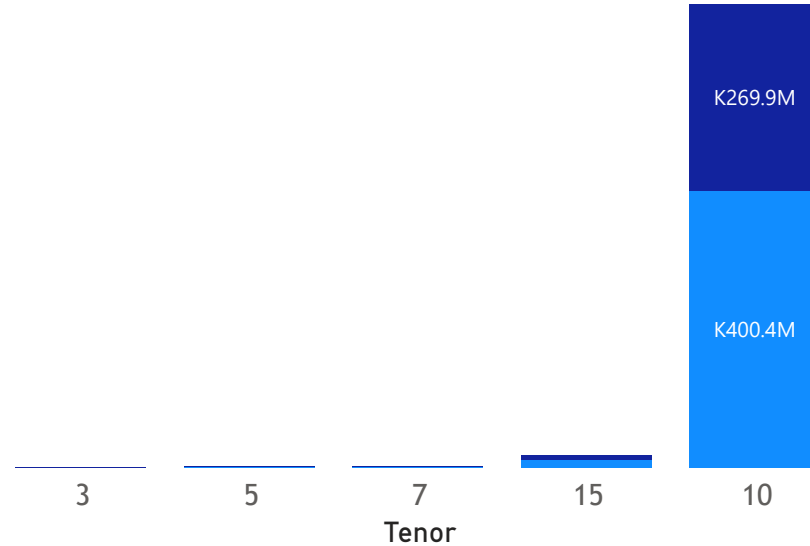
Number of Trades

# GRZ Bonds Secondary Market Trade Summary Report

## Consideration and Nominal Value

● Nominal Value ● Market Value

Nominal Value and Market Value



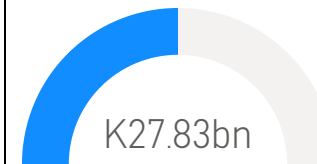
## Range of Trade Prices (ZMW)\*

Tenor	Min	Max
3	95.28	99.25
5	87.57	87.57
7	77.90	82.98
10	67.42	73.50
15	53.03	68.48

## Range of Yields Rates\*

Tenor	Min	Max
3	19.00	26.98
5	18.50	18.50
7	20.50	21.50
10	21.73	23.75
15	23.37	28.19

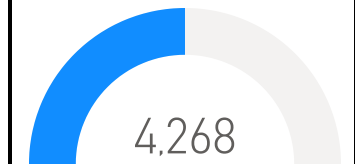
## Market Value YTD



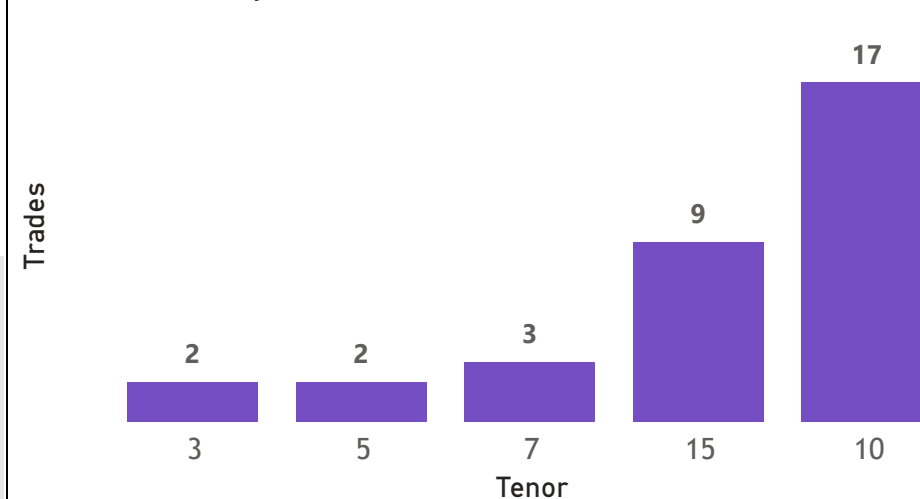
## Nominal Value YTD



## YTD trades



## No. of Trades by Tenor



## Primary Market July 19 2024 Auction

Tenor	Cut- Off Yield Rate	Coupon Rates	Range of Successful Yield Rates
2 Years	19.00	19.00	13.9000-19.0000
3 Years	20.50	20.50	19.0000-20.5000
7 Years	24.00	24.00	21.0000-24.0000
5 Years	22.50	22.50	22.0000-22.5000
15 Years	27.25	27.25	22.0000-27.2500
10 Years	25.75	25.75	23.0000-25.7500

\*Disclaimer: This content is prepared from information received by the Commission through third-party reports. The range of prices by tenor and range of yields by tenor are based on dealer submissions. The content is indicative and intended for informational purposes only and shall not in any way be deemed to be investment advice, guidance or recommendation of the SEC. Users are responsible for making investment decisions and are advised to obtain independent professional advice before acting on or using this

# GRZ Bonds Secondary Market Trade Summary Report

ISIN Code	Coupon Rate	Issue Date	Maturity Date	Trade Date/ Valuation Date	Years To Maturity	Nominal Value	Market Value	Min Trade Price	Max Trade Price	Min Yield	Max Yield
ZM1000005430	11	19/09/2022	19/09/2027	19/08/2024	3	K684,872.00	K600,000.82	87.57	87.57	18.50	18.50
ZM1000004979	13	20/09/2021	20/09/2031	14/08/2024	7	K68,000.00	K49,980.62	73.50	73.50	22.10	22.10
ZM1000005901	13	21/08/2023	21/08/2033	19/08/2024	9	K220,000.00	K151,887.47	69.04	69.04	23.00	23.00
ZM1000005919	14	21/08/2023	21/08/2038	14/08/2024	14	K5,894,000.00	K3,998,879.17	67.85	67.85	23.66	23.66
ZM1000004748	14	22/03/2021	22/03/2036	15/08/2024	11	K2,190,000.00	K1,499,772.36	68.48	68.48	23.40	23.40
ZM1000005182	10	23/03/2022	23/03/2025	14/08/2024	0	K107,000.00	K101,949.28	95.28	95.28	26.98	26.98
ZM1000005182	10	23/03/2022	23/03/2025	19/08/2024	0	K181,000.00	K179,634.16	99.25	99.25	19.00	19.00
ZM1000005208	12	23/03/2022	23/03/2029	19/08/2024	4	K418,000.00	K325,851.62	77.90	77.90	21.50	21.50
ZM1000004672	13	25/01/2021	25/01/2031	08/12/2024	6	K318,200,000.00	K214,522,310.64	67.42	67.42	23.75	23.75
ZM1000004672	13	25/01/2021	25/01/2031	13/08/2024	6	K81,800,000.00	K55,147,470.18	67.42	67.42	23.75	23.75
ZM1000004680	14	25/01/2021	25/01/2036	14/08/2024	11	K1,659,000.00	K1,051,340.69	53.03	64.01	23.37	28.19
ZM1000006065	14	26/12/2023	26/12/2038	19/08/2024	14	K209,630.00	K120,001.64	57.24	57.24	26.00	26.00
ZM1000005091	13	27/12/2021	27/12/2031	14/08/2024	7	K70,000.00	K49,312.74	70.45	70.45	21.73	21.73
ZM1000005588	14	27/12/2022	27/12/2037	19/08/2024	13	K376,000.00	K212,318.10	56.47	56.47	26.50	26.50
ZM1000004581	12	30/11/2020	30/11/2027	14/08/2024	3	K421,000.00	K349,332.39	82.98	82.98	20.50	20.50

Disclaimer: This content is prepared from information received by the Commission through third-party reports. The content is indicative and intended for informational purposes only and shall not in any way be deemed to be investment advice, guidance or recommendation of the SEC. Users are responsible for making investment decisions and are advised to obtain independent professional advice before acting on or using this information.