



SECURITIES AND EXCHANGE COMMISSION
Protecting Investors in the Capital Markets

Date

< Friday, 19 July 2024 >

K408.9M

Total Nominal Value

K323.0M

Total Market Value

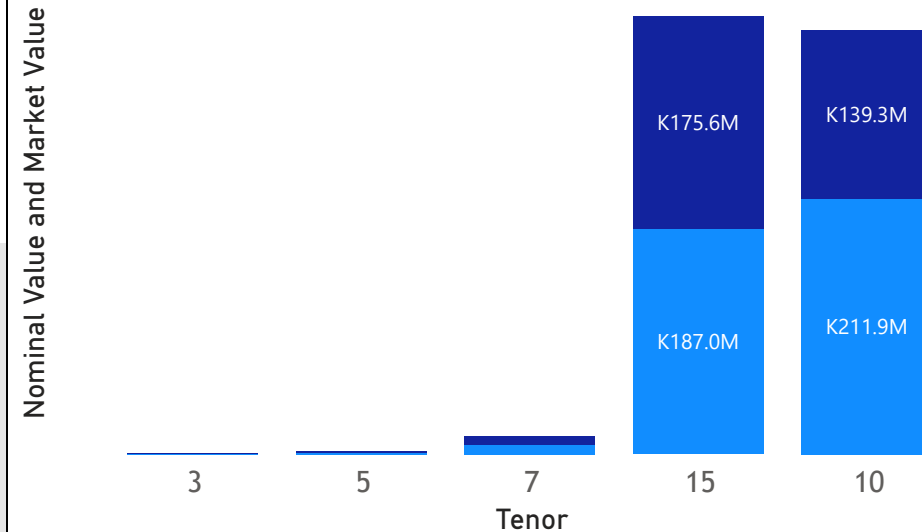
29

Number of Trades

GRZ Bonds Secondary Market Trade Summary Report

Consideration and Nominal Value

● Nominal Value ● Market Value



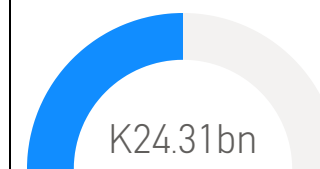
Range of Trade Prices (ZMW)*

Tenor	Min	Max
3	93.48	93.73
5	74.07	88.00
7	69.35	85.26
10	55.84	81.15
15	56.95	95.19

Range of Yields Rates*

Tenor	Min	Max
3	26.32	26.97
5	22.50	24.21
7	18.74	24.23
10	21.00	26.60
15	20.90	26.00

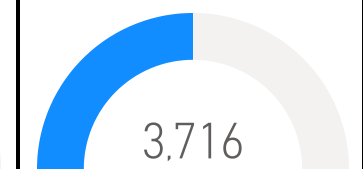
Market Value YTD



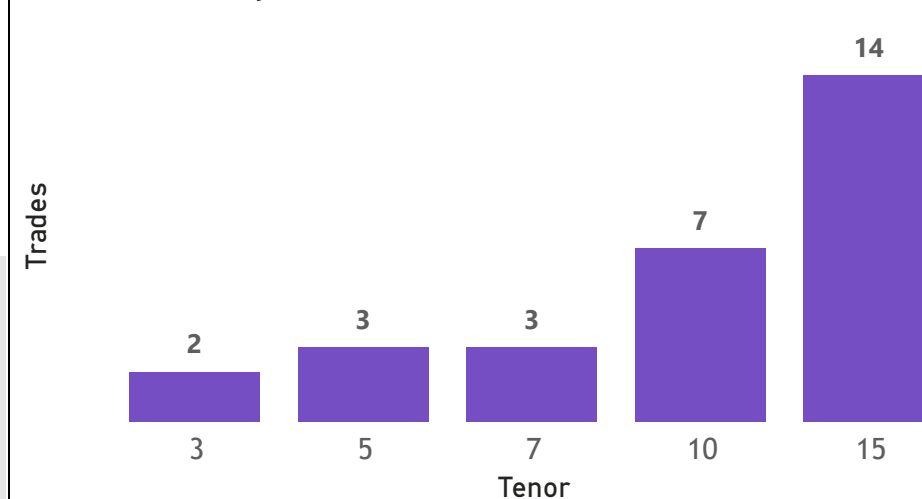
Nominal Value YTD



YTD trades



No. of Trades by Tenor



Primary Market July 19 2024 Auction

Tenor	Cut- Off Yield Rate	Coupon Rates	Range of Successful Yield Rates
2 Years	19.00	19.00	13.9000-19.0000
3 Years	20.50	20.50	19.0000-20.5000
7 Years	24.00	24.00	21.0000-24.0000
5 Years	22.50	22.50	22.0000-22.5000
15 Years	27.25	27.25	22.0000-27.2500
10 Years	25.75	25.75	23.0000-25.7500

*Disclaimer: This content is prepared from information received by the Commission through third-party reports. The range of prices by tenor and range of yields by tenor are based on dealer submissions. The content is indicative and intended for informational purposes only and shall not in any way be deemed to be investment advice, guidance or recommendation of the SEC. Users are responsible for making investment decisions and are advised to obtain independent professional advice before acting on or using this

GRZ Bonds Secondary Market Trade Summary Report

ISIN Code	Coupon Rate	Issue Date	Maturity Date	Trade Date/ Valuation Date	Years To Maturity	Nominal Value	Market Value	Min Trade Price	Max Trade Price	Min Yield	Max Yield
ZM1000004383	14	01/06/2020	01/06/2035	18/07/2024	10	K1,428,000.00	K935,710.43	65.53	65.53	23.27	23.27
ZM1000001751	14	20/02/2012	16/02/2027	19/07/2024	2	K107,202,230.00	K101,937,538.76	95.06	95.19	20.90	21.00
ZM1000001751	14	20/02/2012	16/02/2027	24/07/2024	2	K67,832,230.00	K64,461,542.41	88.50	88.50	21.00	21.00
ZM1000001512	14	22/08/2011	18/08/2026	26/06/2024	2	K1,425,000.00	K1,290,225.92	90.54	90.54	22.13	22.13
ZM1000003351	13	18/12/2017	18/12/2027	19/07/2024	3	K8,900,000.00	K7,333,580.01	81.15	81.15	21.00	21.00
ZM1000003351	13	18/12/2017	18/12/2027	21/06/2024	3	K2,791,000.00	K2,075,159.62	74.35	74.35	24.49	24.49
ZM1000005919	14	21/08/2023	21/08/2038	15/07/2024	14	K1,503,000.00	K999,937.07	66.53	66.53	23.66	23.66
ZM1000005919	14	21/08/2023	21/08/2038	19/07/2024	14	K638,419.00	K400,035.69	56.95	56.95	25.25	25.25
ZM1000004730	12	22/03/2021	22/03/2028	31/10/2023	4	K1,367,000.00	K948,080.42	69.35	69.35	24.23	24.23
ZM1000005182	10	23/03/2022	23/03/2025	17/07/2024	0	K353,000.00	K329,988.22	93.48	93.48	26.32	26.32
ZM1000001967	14	26/11/2012	23/11/2027	24/07/2024	3	K5,000,000.00	K4,304,649.11	83.71	83.71	21.00	21.00
ZM1000004656	11	25/01/2021	25/01/2026	26/06/2024	1	K894,000.00	K786,706.22	88.00	88.00	24.21	24.21
ZM1000005810	13	26/06/2023	26/06/2033	23/02/2024	9	K183,000.00	K102,184.04	55.84	55.84	26.60	26.60
ZM1000005067	10	27/12/2021	27/12/2024	10/05/2022	2	K53,000.00	K49,674.43	93.73	93.73	26.97	26.97
ZM1000005554	11	27/12/2022	27/12/2027	19/07/2024	3	K272,000.00	K201,444.32	74.07	74.07	22.50	22.50
ZM1000005570	13	27/12/2022	27/12/2032	18/07/2024	8	K50,000,000.00	K33,053,545.89	66.11	66.11	24.00	24.00
ZM1000005109	14	27/12/2021	27/12/2036	19/07/2024	12	K491,260.00	K280,002.78	57.00	57.00	26.00	26.00
ZM1000004854	13	28/06/2021	28/06/2031	18/07/2024	6	K100,000,000.00	K64,332,028.76	64.33	64.33	24.00	24.00
ZM1000004854	13	28/06/2021	28/06/2031	28/06/2021	10	K50,000,000.00	K32,425,272.60	64.10	64.10	23.80	23.80
ZM1000002262	14	01/09/2014	28/08/2029	21/06/2024	5	K1,454,000.00	K1,009,225.23	69.41	69.41	22.13	22.13
ZM1000004581	12	30/11/2020	30/11/2027	18/07/2024	3	K117,000.00	K99,751.23	85.26	85.26	18.74	18.74
ZM1000004581	12	30/11/2020	30/11/2027	19/07/2024	3	K7,000,000.00	K5,654,630.97	79.01	79.01	21.00	21.00

Disclaimer: This content is prepared from information received by the Commission through third-party reports. The content is indicative and intended for informational purposes only and shall not in any way be deemed to be investment advice, guidance or recommendation of the SEC. Users are responsible for making investment decisions and are advised to obtain independent professional advice before acting on or using this information.