



SECURITIES AND EXCHANGE COMMISSION
Protecting Investors in the Capital Markets

Date

< Thursday, 18 July 2024 >

K28.1M

Total Nominal Value

K19.0M

Total Market Value

19

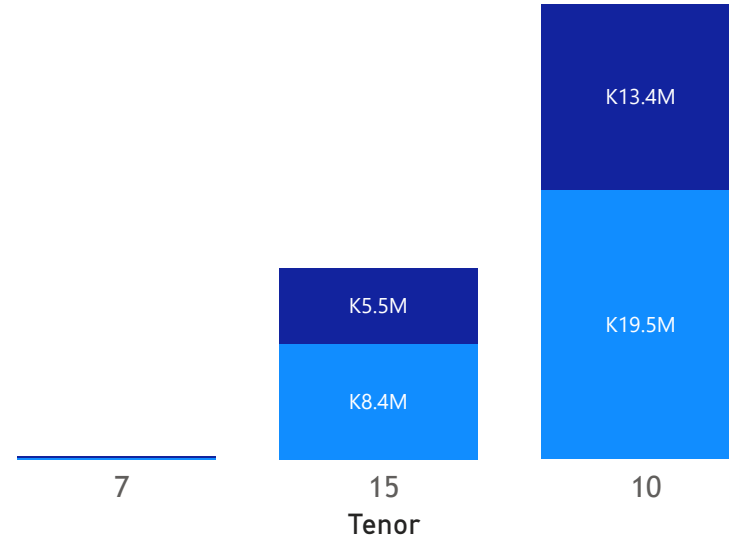
Number of Trades

GRZ Bonds Secondary Market Trade Summary Report

Consideration and Nominal Value

● Nominal Value ● Market Value

Nominal Value and Market Value



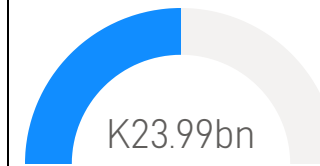
Range of Trade Prices (ZMW)*

Tenor	Min	Max
7	85.26	85.26
10	64.85	99.08
15	54.70	72.60

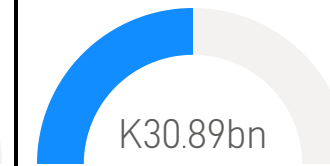
Range of Yields Rates*

Tenor	Min	Max
7	18.74	18.74
10	16.50	23.80
15	21.50	29.95

Market Value YTD



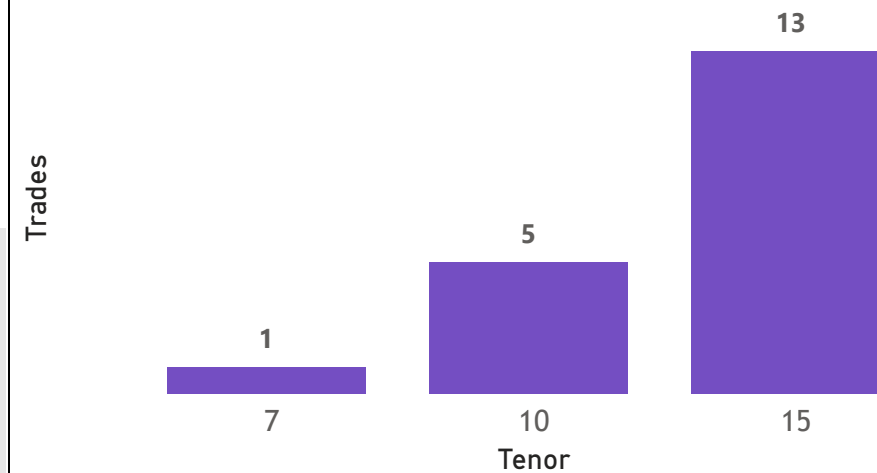
Nominal Value YTD



YTD trades



No. of Trades by Tenor



Primary Market July 19 2024 Auction

Tenor	Cut- Off Yield Rate	Coupon Rates	Range of Successful Yield Rates
2 Years	19.00	19.00	13.9000-19.0000
3 Years	20.50	20.50	19.0000-20.5000
7 Years	24.00	24.00	21.0000-24.0000
5 Years	22.50	22.50	22.0000-22.5000
15 Years	27.25	27.25	22.0000-27.2500
10 Years	25.75	25.75	23.0000-25.7500

*Disclaimer: This content is prepared from information received by the Commission through third-party reports. The range of prices by tenor and range of yields by tenor are based on dealer submissions. The content is indicative and intended for informational purposes only and shall not in any way be deemed to be investment advice, guidance or recommendation of the SEC. Users are responsible for making investment decisions and are advised to obtain independent professional advice before acting on or using this



GRZ Bonds Secondary Market Trade Summary Report

ISIN Code	Coupon Rate	Issue Date	Maturity Date	Trade Date/ Valuation Date	Years To Maturity	Nominal Value	Market Value	Min Trade Price	Max Trade Price	Min Yield	Max Yield
ZM1000004383	14	01/06/2020	01/06/2035	15/07/2024	10	K1,428,000.00	K935,710.43	65.53	65.53	23.27	23.27
ZM1000004383	14	01/06/2020	01/06/2035	17/07/2024	10	K4,122,000.00	K2,678,198.95	59.21	65.49	23.27	25.80
ZM1000003252	14	05/07/2017	05/07/2032	18/07/2024	7	K275,470.00	K199,999.36	72.60	72.60	21.50	21.50
ZM1000004979	13	20/09/2021	20/09/2031	15/07/2024	7	K816,000.00	K599,428.49	73.46	73.46	21.62	21.62
ZM1000005919	14	21/08/2023	21/08/2038	15/07/2024	14	K1,503,000.00	K999,937.07	66.53	66.53	23.66	23.66
ZM1000005919	14	21/08/2023	21/08/2038	18/07/2024	14	K962,656.00	K589,602.97	56.94	59.43	25.25	26.70
ZM1000005612	14	23/01/2023	23/01/2038	07/12/2024	13	K111,000.00	K60,713.32	54.70	54.70	29.95	29.95
ZM1000004854	13	28/06/2021	28/06/2031	19/07/2024	6	K16,700,000.00	K10,830,041.05	64.85	64.85	23.80	23.80
ZM1000002999	13	29/08/2016	29/08/2026	18/07/2024	2	K2,018,780.00	K1,999,988.52	99.08	99.08	16.50	16.50
ZM1000004581	12	30/11/2020	30/11/2027	15/07/2024	3	K117,000.00	K99,751.23	85.26	85.26	18.74	18.74

Disclaimer: This content is prepared from information received by the Commission through third-party reports. The content is indicative and intended for informational purposes only and shall not in any way be deemed to be investment advice, guidance or recommendation of the SEC. Users are responsible for making investment decisions and are advised to obtain independent professional advice before acting on or using this information.