



SECURITIES AND EXCHANGE COMMISSION
Protecting Investors in the Capital Markets

Date

< Friday, 16 August 2024 >

K435.5M

Total Nominal Value

K291.6M

Total Market Value

37

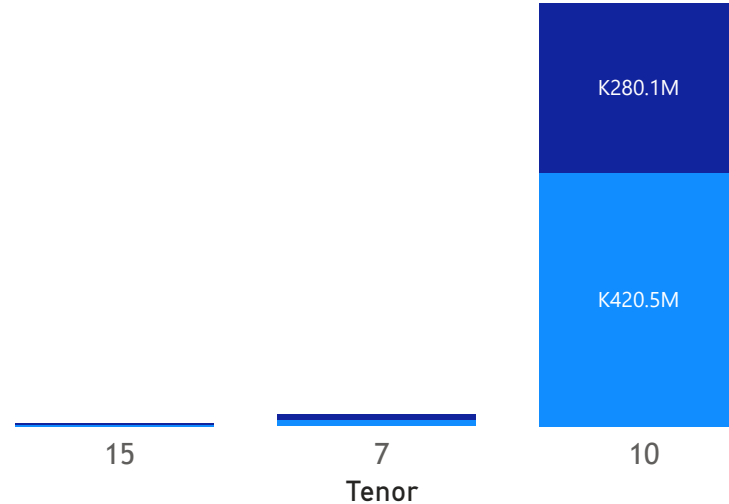
Number of Trades

GRZ Bonds Secondary Market Trade Summary Report

Consideration and Nominal Value

● Nominal Value ● Market Value

Nominal Value and Market Value




Range of Trade Prices (ZMW)*

Tenor	Min	Max
7	79.40	94.03
10	66.05	67.21
15	56.35	68.44

Range of Yields Rates*

Tenor	Min	Max
7	21.50	23.39
10	23.75	23.80
15	23.37	26.00

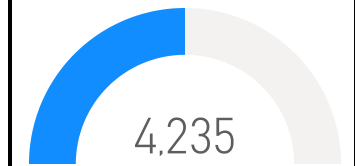
Market Value YTD



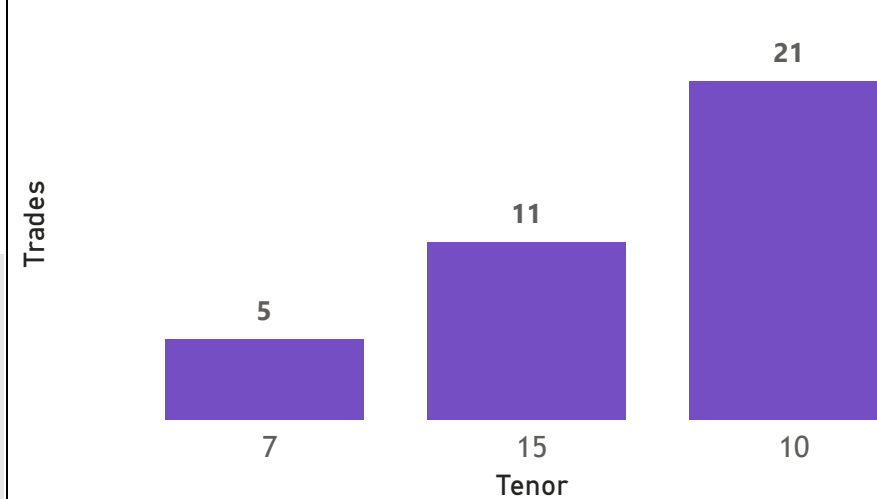
Nominal Value YTD



YTD trades



No. of Trades by Tenor



Primary Market July 19 2024 Auction

Tenor	Cut- Off Yield Rate	Coupon Rates	Range of Successful Yield Rates
2 Years	19.00	19.00	13.9000-19.0000
3 Years	20.50	20.50	19.0000-20.5000
7 Years	24.00	24.00	21.0000-24.0000
5 Years	22.50	22.50	22.0000-22.5000
15 Years	27.25	27.25	22.0000-27.2500
10 Years	25.75	25.75	23.0000-25.7500

*Disclaimer: This content is prepared from information received by the Commission through third-party reports. The range of prices by tenor and range of yields by tenor are based on dealer submissions. The content is indicative and intended for informational purposes only and shall not in any way be deemed to be investment advice, guidance or recommendation of the SEC. Users are responsible for making investment decisions and are advised to obtain independent professional advice before acting on or using this

GRZ Bonds Secondary Market Trade Summary Report

ISIN Code	Coupon Rate	Issue Date	Maturity Date	Trade Date/ Valuation Date	Years To Maturity	Nominal Value	Market Value	Min Trade Price	Max Trade Price	Min Yield	Max Yield
ZM1000003898	12	04/07/2018	04/07/2025	16/08/2024	0	K87,420.00	K82,239.84	94.03	94.03	21.50	21.50
ZM1000003252	14	05/07/2017	05/07/2032	16/08/2024	7	K607,564.00	K388,667.10	63.96	63.96	25.25	25.25
ZM1000003120	14	05/12/2016	05/12/2031	16/08/2024	7	K589,966.00	K393,525.44	66.70	66.70	25.00	25.00
ZM1000005455	13	19/09/2022	19/09/2032	08/12/2024	7	K74,000.00	K49,735.07	67.21	67.21	23.80	23.80
ZM1000005158	12	21/02/2022	21/02/2029	16/08/2024	4	K10,000,000.00	K7,935,348.50	79.40	79.40	21.50	21.50
ZM1000005919	14	21/08/2023	21/08/2038	08/12/2024	13	K738,000.00	K499,482.71	67.68	67.68	23.66	23.66
ZM1000004748	14	22/03/2021	22/03/2036	15/08/2024	11	K73,000.00	K49,962.15	68.44	68.44	23.40	23.40
ZM1000005851	14	24/07/2023	24/07/2038	16/08/2024	13	K689,660.00	K388,667.66	56.35	56.35	26.00	26.00
ZM1000004672	13	25/01/2021	25/01/2031	08/12/2024	6	K20,378,000.00	K13,459,674.84	66.05	66.05	23.75	23.75
ZM1000004672	13	25/01/2021	25/01/2031	13/08/2024	6	K400,000,000.00	K266,593,715.08	66.65	66.65	23.75	23.75
ZM1000004680	14	25/01/2021	25/01/2036	15/08/2024	11	K156,000.00	K99,620.79	63.86	63.86	23.37	23.37
ZM1000004136	12	26/08/2019	26/08/2026	15/08/2024	2	K1,447,000.00	K1,273,144.65	87.99	87.99	23.39	23.39
ZM1000006065	14	26/12/2023	26/12/2038	16/08/2024	14	K687,446.00	K393,524.94	57.24	57.24	26.00	26.00