



SECURITIES AND EXCHANGE COMMISSION
Protecting Investors in the Capital Markets

Date

< Tuesday, 16 July 2024 >

K45.0M

Total Nominal Value

K32.5M

Total Market Value

30

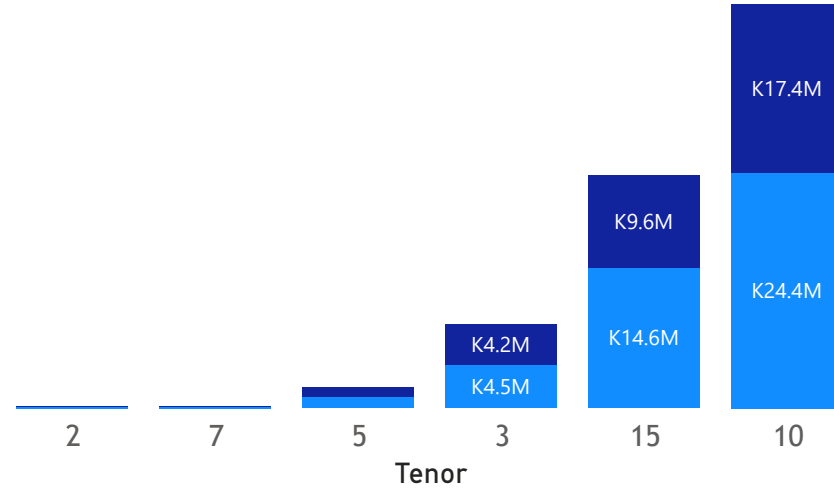
Number of Trades

GRZ Bonds Secondary Market Trade Summary Report

Consideration and Nominal Value

● Nominal Value ● Market Value

Nominal Value and Market Value



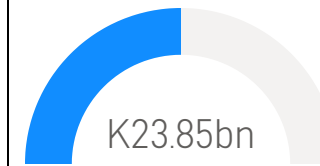
Range of Trade Prices (ZMW)*

Tenor	Min	Max
2	82.50	82.50
3	93.48	93.73
5	81.73	81.73
7	74.29	74.29
10	64.10	99.36
15	50.64	71.47

Range of Yields Rates*

Tenor	Min	Max
2	24.50	24.50
3	26.32	26.97
5	19.10	19.10
7	24.50	24.50
10	16.17	24.05
15	22.71	30.00

Market Value YTD



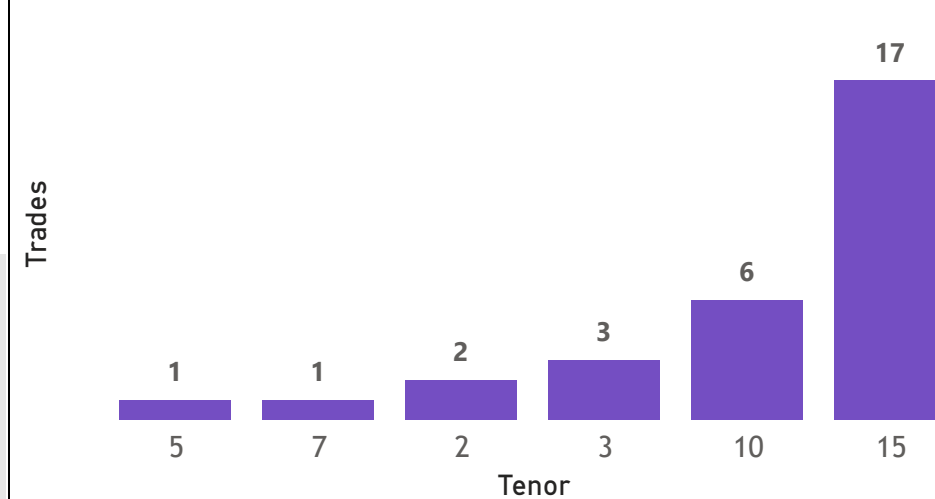
Nominal Value YTD



YTD trades



No. of Trades by Tenor



Primary Market July 19 2024 Auction

Tenor	Cut- Off Yield Rate	Coupon Rates	Range of Successful Yield Rates
2 Years	19.00	19.00	13.9000-19.0000
3 Years	20.50	20.50	19.0000-20.5000
7 Years	24.00	24.00	21.0000-24.0000
5 Years	22.50	22.50	22.0000-22.5000
15 Years	27.25	27.25	22.0000-27.2500
10 Years	25.75	25.75	23.0000-25.7500

*Disclaimer: This content is prepared from information received by the Commission through third-party reports. The range of prices by tenor and range of yields by tenor are based on dealer submissions. The content is indicative and intended for informational purposes only and shall not in any way be deemed to be investment advice, guidance or recommendation of the SEC. Users are responsible for making investment decisions and are advised to obtain independent professional advice before acting on or using this



GRZ Bonds Secondary Market Trade Summary Report

ISIN Code	Coupon Rate	Issue Date	Maturity Date	Trade Date/ Valuation Date	Years To Maturity	Nominal Value	Market Value	Min Trade Price	Max Trade Price	Min Yield	Max Yield
ZM1000004383	14	01/06/2020	01/06/2035	11/07/2024	10	K3,132,000.00	K2,049,797.77	65.45	65.45	23.27	23.27
ZM1000004383	14	01/06/2020	01/06/2035	12/07/2024	10	K3,785,000.00	K2,478,659.62	65.49	65.49	23.27	23.27
ZM1000003997	13	17/12/2018	17/12/2028	12/07/2024	4	K1,392,000.00	K1,000,254.68	71.86	71.86	24.05	24.05
ZM1000005919	14	21/08/2023	21/08/2038	07/04/2024	14	K76,000.00	K49,811.47	65.54	65.54	23.90	23.90
ZM1000005919	14	21/08/2023	21/08/2038	11/07/2024	14	K742,000.00	K499,932.89	67.38	67.38	23.31	23.31
ZM1000005919	14	21/08/2023	21/08/2038	16/07/2024	14	K564,149.00	K349,999.81	56.36	56.36	25.50	25.50
ZM1000004730	12	22/03/2021	22/03/2028	07/09/2024	3	K137,000.00	K101,781.81	74.29	74.29	24.50	24.50
ZM1000004748	14	22/03/2021	22/03/2036	11/07/2024	11	K1,490,000.00	K999,796.18	67.10	67.10	23.44	23.44
ZM1000005612	14	23/01/2023	23/01/2038	12/07/2024	13	K111,000.00	K60,713.32	54.70	54.70	29.95	29.95
ZM1000005182	10	23/03/2022	23/03/2025	12/07/2024	0	K4,532,000.00	K4,236,692.10	93.48	93.73	26.32	26.97
ZM1000005885	11	21/08/2023	24/07/2028	07/04/2024	4	K1,223,000.00	K999,593.87	81.73	81.73	19.10	19.10
ZM1000005851	14	24/07/2023	24/07/2038	16/07/2024	14	K100,000.00	K54,372.77	54.37	54.37	30.00	30.00
ZM1000004680	14	25/01/2021	25/01/2036	11/07/2024	11	K3,589,000.00	K2,565,055.31	71.47	71.47	22.71	22.71
ZM1000006040	9	26/12/2023	26/12/2025	16/07/2024	1	K121,228.00	K99,999.46	82.50	82.50	24.50	24.50
ZM1000006065	14	26/12/2023	26/12/2038	16/07/2024	14	K50,000.00	K25,704.20	50.64	50.64	28.24	28.24
ZM1000005091	13	27/12/2021	27/12/2031	11/07/2024	7	K2,182,000.00	K1,499,547.04	68.72	68.72	21.87	21.87
ZM1000005109	14	27/12/2021	27/12/2036	16/07/2024	12	K672,514.00	K347,338.46	51.65	51.65	28.50	28.50
ZM1000004854	13	28/06/2021	28/06/2031	16/07/2024	6	K16,700,000.00	K10,830,041.05	64.10	64.10	23.80	23.80
ZM1000002999	13	29/08/2016	29/08/2026	11/07/2024	2	K100,000.00	K99,362.17	99.36	99.36	16.17	16.17
ZM1000002999	13	29/08/2016	29/08/2026	16/07/2024	2	K4,043,178.00	K3,998,589.88	98.91	98.91	16.50	16.50
ZM1000005976	14	30/11/2023	30/11/2038	20/12/2023	14	K256,000.00	K133,224.10	52.04	52.04	28.45	28.45

Disclaimer: This content is prepared from information received by the Commission through third-party reports. The content is indicative and intended for informational purposes only and shall not in any way be deemed to be investment advice, guidance or recommendation of the SEC. Users are responsible for making investment decisions and are advised to obtain independent professional advice before acting on or using this information.