



SECURITIES AND EXCHANGE COMMISSION
Protecting Investors in the Capital Markets

Date

< Tuesday, 13 August 2024 >

K45.2M

Total Nominal Value

K27.5M

Total Market Value

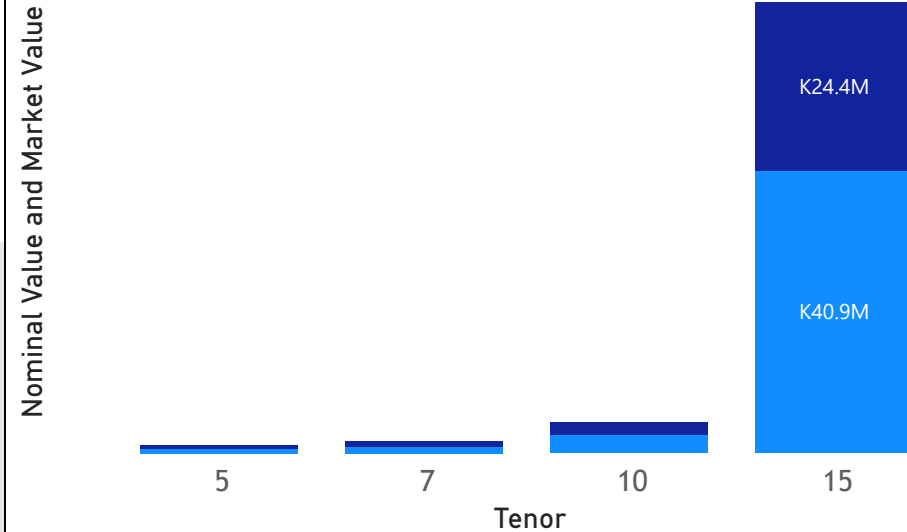
22

Number of Trades

GRZ Bonds Secondary Market Trade Summary Report

Consideration and Nominal Value

● Nominal Value ● Market Value



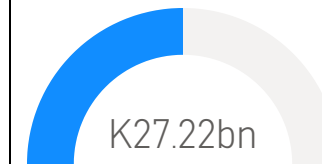
Range of Trade Prices (ZMW)*

Tenor	Min	Max
5	79.25	79.25
7	72.11	83.18
10	63.17	73.05
15	52.01	94.21

Range of Yields Rates*

Tenor	Min	Max
5	23.71	23.71
7	20.76	23.00
10	21.00	23.80
15	23.30	28.00

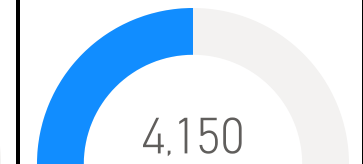
Market Value YTD



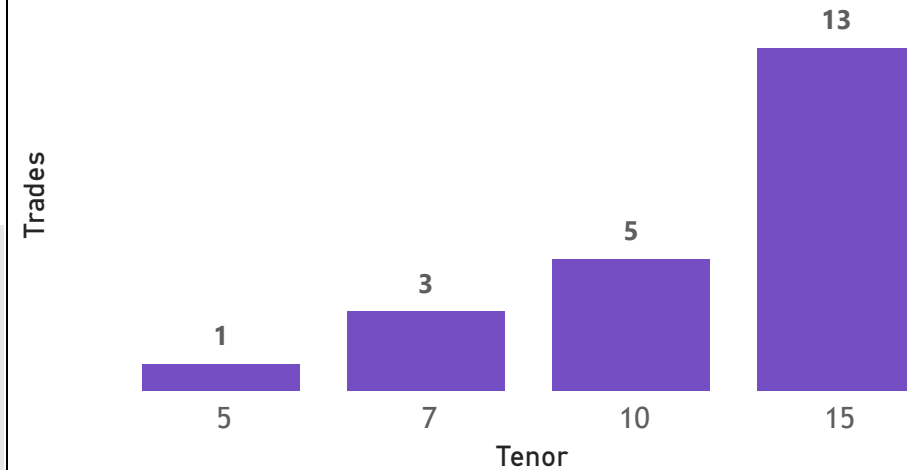
Nominal Value YTD



YTD trades



No. of Trades by Tenor



Primary Market July 19 2024 Auction

Tenor	Cut- Off Yield Rate	Coupon Rates	Range of Successful Yield Rates
2 Years	19.00	19.00	13.9000-19.0000
3 Years	20.50	20.50	19.0000-20.5000
7 Years	24.00	24.00	21.0000-24.0000
5 Years	22.50	22.50	22.0000-22.5000
15 Years	27.25	27.25	22.0000-27.2500
10 Years	25.75	25.75	23.0000-25.7500

*Disclaimer: This content is prepared from information received by the Commission through third-party reports. The range of prices by tenor and range of yields by tenor are based on dealer submissions. The content is indicative and intended for informational purposes only and shall not in any way be deemed to be investment advice, guidance or recommendation of the SEC. Users are responsible for making investment decisions and are advised to obtain independent professional advice before acting on or using this

GRZ Bonds Secondary Market Trade Summary Report

ISIN Code	Coupon Rate	Issue Date	Maturity Date	Trade Date/ Valuation Date	Years To Maturity	Nominal Value	Market Value	Min Trade Price	Max Trade Price	Min Yield	Max Yield
ZM1000004383	14	01/06/2020	01/06/2035	08/08/2024	10	K300,000.00	K199,440.90	66.48	66.48	23.30	23.30
ZM1000005703	14	04/03/2023	04/03/2026	13/08/2024	1	K89,894.00	K51,615.72	57.41	57.41	27.50	27.50
ZM1000001140	14	22/11/2010	18/11/2025	08/08/2024	1	K1,753,000.00	K1,651,516.07	94.21	94.21	23.90	23.90
ZM1000004730	12	22/03/2021	22/03/2028	08/08/2024	3	K601,000.00	K499,889.84	83.18	83.18	20.76	20.76
ZM1000004748	14	22/03/2021	22/03/2036	08/08/2024	11	K1,316,000.00	K899,595.07	68.36	68.36	23.40	23.40
ZM1000005851	14	24/07/2023	24/07/2038	13/08/2024	13	K35,394,431.00	K20,244,098.48	52.01	56.44	25.50	28.00
ZM1000004672	13	25/01/2021	25/01/2031	13/08/2024	6	K600,000.00	K438,278.47	73.05	73.05	21.00	21.00
ZM1000004680	14	25/01/2021	25/01/2036	08/08/2024	11	K1,879,000.00	K1,198,466.92	63.78	63.78	23.37	23.37
ZM1000005075	11	27/12/2021	27/12/2026	08/08/2024	2	K640,000.00	K507,219.45	79.25	79.25	23.71	23.71
ZM1000005083	12	27/12/2021	27/12/2028	13/08/2024	4	K60,000.00	K43,263.00	72.11	72.11	23.00	23.00
ZM1000005091	13	27/12/2021	27/12/2031	13/08/2024	7	K1,908,912.00	K1,276,976.02	66.90	66.90	23.00	23.00
ZM1000005570	13	27/12/2022	27/12/2032	13/08/2024	8	K194,744.00	K123,001.06	63.17	63.17	23.80	23.80
ZM1000005034	12	29/11/2021	29/11/2028	08/08/2024	4	K259,000.00	K199,563.72	77.05	77.05	21.30	21.30
ZM1000005497	14	31/10/2022	31/10/2037	13/08/2024	13	K212,638.00	K122,345.98	57.51	57.51	27.00	27.00

Disclaimer: This content is prepared from information received by the Commission through third-party reports. The content is indicative and intended for informational purposes only and shall not in any way be deemed to be investment advice, guidance or recommendation of the SEC. Users are responsible for making investment decisions and are advised to obtain independent professional advice before acting on or using this information.