



SECURITIES AND EXCHANGE COMMISSION
Protecting Investors in the Capital Markets

Date

< Friday, 12 July 2024 >

K202.5M

Total Nominal Value

K148.4M

Total Market Value

44

Number of Trades

GRZ Bonds Secondary Market Trade Summary Report

Consideration and Nominal Value

● Nominal Value ● Market Value

Nominal Value and Market Value



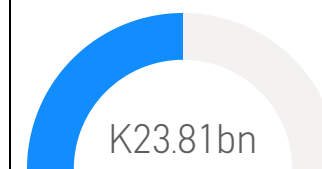
Range of Trade Prices (ZMW)*

Tenor	Min	Max
2	88.39	88.39
5	72.98	91.20
7	57.92	74.29
10	57.48	93.30
15	0.00	65.59

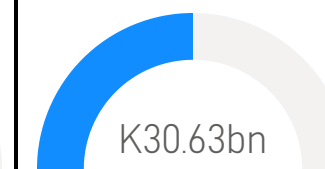
Range of Yields Rates*

Tenor	Min	Max
2	20.00	20.00
5	17.30	23.50
7	24.50	26.00
10	17.47	27.50
15	23.47	29.13

Market Value YTD



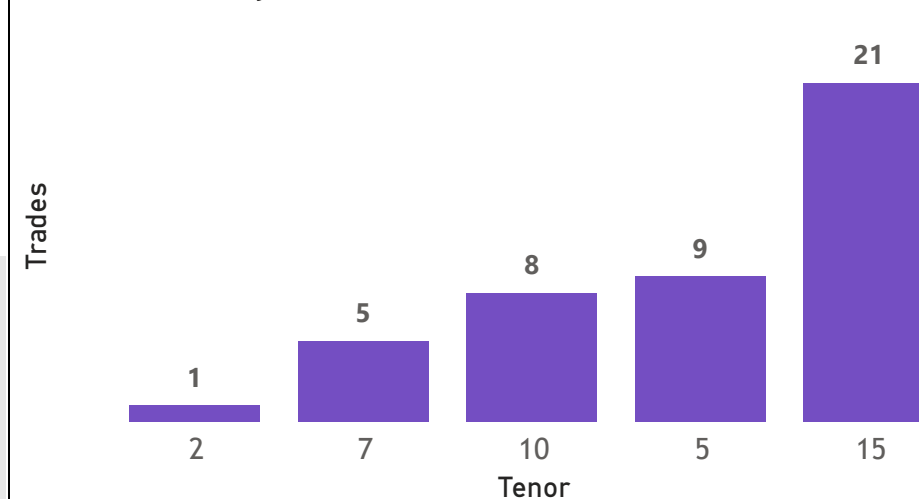
Nominal Value YTD



YTD trades



No. of Trades by Tenor



Primary Market July 19 2024 Auction

Tenor	Cut- Off Yield Rate	Coupon Rates	Range of Successful Yield Rates
2 Years	19.00	19.00	13.9000-19.0000
3 Years	20.50	20.50	19.0000-20.5000
7 Years	24.00	24.00	21.0000-24.0000
5 Years	22.50	22.50	22.0000-22.5000
15 Years	27.25	27.25	22.0000-27.2500
10 Years	25.75	25.75	23.0000-25.7500

*Disclaimer: This content is prepared from information received by the Commission through third-party reports. The range of prices by tenor and range of yields by tenor are based on dealer submissions. The content is indicative and intended for informational purposes only and shall not in any way be deemed to be investment advice, guidance or recommendation of the SEC. Users are responsible for making investment decisions and are advised to obtain independent professional advice before acting on or using this



GRZ Bonds Secondary Market Trade Summary Report

ISIN Code	Coupon Rate	Issue Date	Maturity Date	Trade Date/ Valuation Date	Years To Maturity	Nominal Value	Market Value	Min Trade Price	Max Trade Price	Min Yield	Max Yield
ZM1000004383	14	01/06/2020	01/06/2035	07/10/2024	10	K10,307,000.00	K6,499,372.72	62.93	64.67	23.47	24.14
ZM1000004383	14	01/06/2020	01/06/2035	07/12/2024	10	K309,000.00	K199,835.87	64.67	64.67	23.50	23.50
ZM1000004383	14	01/06/2020	01/06/2035	09/07/2024	10	K309,000.00	K199,835.87	64.67	64.67	23.50	23.50
ZM1000004383	14	01/06/2020	01/06/2035	12/07/2024	10	K1,025,826.00	K650,000.31	61.79	61.79	24.00	24.00
ZM1000005679	11	04/03/2023	04/03/2028	07/12/2024	3	K412,000.00	K300,655.34	72.98	72.98	23.50	23.50
ZM1000005695	13	04/03/2023	04/03/2033	11/07/2024	8	K955,000.00	K553,664.33	58.24	58.24	26.50	26.50
ZM1000003112	13	05/12/2016	05/12/2026	07/10/2024	2	K1,791,000.00	K1,649,412.05	92.09	92.09	17.82	17.82
ZM1000003351	13	18/12/2017	18/12/2027	12/07/2024	3	K42,207.00	K35,999.69	84.26	84.26	19.50	19.50
ZM1000005901	13	21/08/2023	21/08/2033	02/08/2024	9	K586,000.00	K399,670.18	70.05	70.05	22.70	22.70
ZM1000005901	13	21/08/2023	21/08/2033	07/12/2024	8	K100,000.00	K57,452.90	57.48	57.48	27.50	27.50
ZM1000005919	14	21/08/2023	21/08/2038	07/05/2024	14	K1,524,000.00	K999,469.11	65.58	65.58	23.90	23.90
ZM1000005919	14	21/08/2023	21/08/2038	07/12/2024	13	K799,088.00	K500,001.72	60.70	65.59	24.00	26.07
ZM1000005919	14	21/08/2023	21/08/2038	10/07/2024	14	K23,000,000.00	K14,006,971.33	60.90	60.90	25.90	25.90
ZM1000005919	14	21/08/2023	21/08/2038	15/07/2024	14	K958,877.00	K599,999.60	56.93	56.93	25.25	25.25
ZM1000005919	14	21/08/2023	21/08/2038	21/08/2023	15	K23,000,000.00	K14,006,971.33	55.45	55.45	25.90	25.90
ZM1000003054	13	21/11/2016	21/11/2026	07/10/2024	2	K1,075,000.00	K1,002,975.24	93.30	93.30	17.47	17.47
ZM1000004730	12	22/03/2021	22/03/2028	09/07/2024	3	K137,000.00	K101,781.81	74.29	74.29	24.50	24.50
ZM1000005406	14	22/08/2022	22/08/2037	10/07/2024	13	K1,766,000.00	K970,771.75	54.97	54.97	29.13	29.13
ZM1000004656	11	25/01/2021	25/01/2026	10/07/2024	1	K605,000.00	K548,026.32	90.58	90.58	22.81	22.81
ZM1000004680	14	25/01/2021	25/01/2036	10/07/2024	11	K15,000,000.00	K9,713,758.77	64.76	64.76	25.25	25.25
ZM1000004680	14	25/01/2021	25/01/2036	25/01/2021	15	K15,000,000.00	K9,749,128.77	58.51	58.51	25.15	25.15
ZM1000006057	12	26/12/2023	26/12/2030	07/12/2024	6	K100,000.00	K57,905.34	57.92	57.92	26.00	26.00

Disclaimer: This content is prepared from information received by the Commission through third-party reports. The content is indicative and intended for informational purposes only and shall not in any way be deemed to be investment advice, guidance or recommendation of the SEC. Users are responsible for making investment decisions and are advised to obtain independent professional advice before acting on or using this information.