



SECURITIES AND EXCHANGE COMMISSION
Protecting Investors in the Capital Markets

Date

< Wednesday, 10 July 2024 >

K274.1M

Total Nominal Value

K220.3M

Total Market Value

23

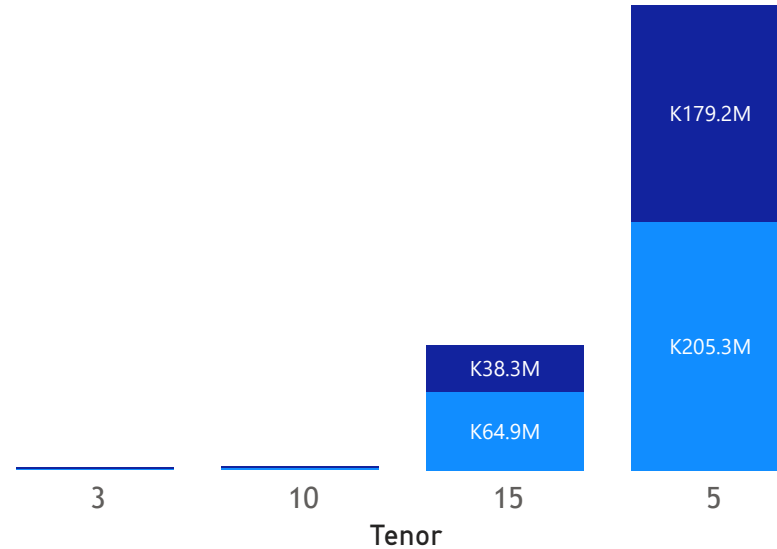
Number of Trades

GRZ Bonds Secondary Market Trade Summary Report

Consideration and Nominal Value

● Nominal Value ● Market Value

Nominal Value and Market Value



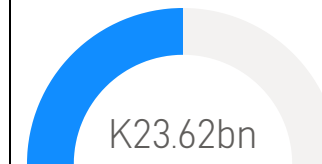
Range of Trade Prices (ZMW)*

Tenor	Min	Max
3	85.63	85.63
5	85.35	88.80
10	54.49	78.25
15	58.47	97.11

Range of Yields Rates*

Tenor	Min	Max
3	22.00	22.00
5	18.25	24.20
10	21.00	26.50
15	24.00	27.75

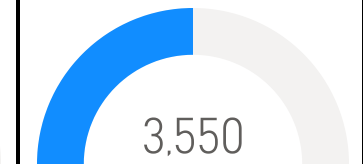
Market Value YTD



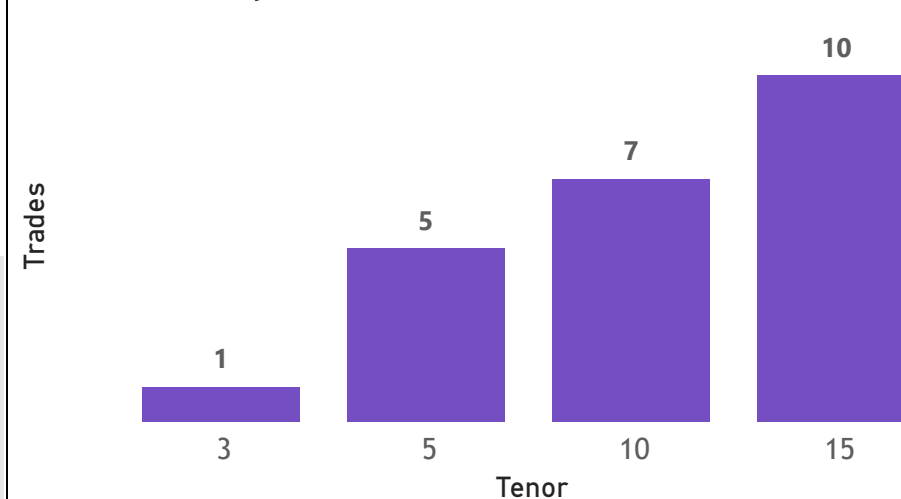
Nominal Value YTD



YTD trades



No. of Trades by Tenor



Primary Market July 19 2024 Auction

Tenor	Cut- Off Yield Rate	Coupon Rates	Range of Successful Yield Rates
2 Years	19.00	19.00	13.9000-19.0000
3 Years	20.50	20.50	19.0000-20.5000
7 Years	24.00	24.00	21.0000-24.0000
5 Years	22.50	22.50	22.0000-22.5000
15 Years	27.25	27.25	22.0000-27.2500
10 Years	25.75	25.75	23.0000-25.7500

*Disclaimer: This content is prepared from information received by the Commission through third-party reports. The range of prices by tenor and range of yields by tenor are based on dealer submissions. The content is indicative and intended for informational purposes only and shall not in any way be deemed to be investment advice, guidance or recommendation of the SEC. Users are responsible for making investment decisions and are advised to obtain independent professional advice before acting on or using this

GRZ Bonds Secondary Market Trade Summary Report

ISIN Code	Coupon Rate	Issue Date	Maturity Date	Trade Date/ Valuation Date	Years To Maturity	Nominal Value	Market Value	Min Trade Price	Max Trade Price	Min Yield	Max Yield
ZM1000004383	14	01/06/2020	01/06/2035	01/06/2020	15	K10,000,000.00	K6,009,019.04	58.59	58.59	25.30	25.30
ZM1000004383	14	01/06/2020	01/06/2035	07/04/2024	11	K50,000,000.00	K29,237,376.71	58.47	58.47	25.90	25.90
ZM1000004383	14	01/06/2020	01/06/2035	10/07/2024	10	K1,367,000.00	K799,485.72	58.48	58.48	26.00	26.00
ZM1000005695	13	04/03/2023	04/03/2033	09/07/2024		K1,436,000.00	K842,820.79	54.74	55.80	26.00	26.50
ZM1000003252	14	05/07/2017	05/07/2032	07/10/2024	7	K117,189.00	K73,086.67	62.37	62.37	25.25	25.25
ZM1000005919	14	21/08/2023	21/08/2038	07/10/2024	13	K3,275,748.00	K2,059,999.28	60.70	65.43	24.00	26.00
ZM1000004656	11	25/01/2021	25/01/2026	07/08/2024	1	K3,220,000.00	K2,855,270.69	88.67	88.67	24.20	24.20
ZM1000004656	11	25/01/2021	25/01/2026	10/07/2024	1	K100,000.00	K90,661.98	85.63	85.63	22.50	22.50
ZM1000004672	13	25/01/2021	25/01/2031	07/10/2024	6	K485,118.00	K379,434.94	78.25	78.25	21.00	21.00
ZM1000005810	13	26/06/2023	26/06/2033	09/07/2024		K500,000.00	K277,436.56	54.49	55.55	26.00	26.50
ZM1000005547	10	27/12/2022	27/12/2025	10/07/2024	1	K1,420,000.00	K1,221,364.18	85.63	85.63	22.00	22.00
ZM1000004839	11	28/06/2021	28/06/2026	10/07/2024		K200,000,000.00	K174,507,887.68	85.35	88.43	18.25	18.25
ZM1000004839	11	28/06/2021	28/06/2026	28/06/2021	5	K2,000,000.00	K1,775,928.88	88.80	88.80	18.25	18.25
ZM1000006305	26.5	30/04/2024	30/04/2039	09/07/2024		K160,000.00	K162,125.34	95.39	97.11	27.25	27.75

Disclaimer: This content is prepared from information received by the Commission through third-party reports. The content is indicative and intended for informational purposes only and shall not in any way be deemed to be investment advice, guidance or recommendation of the SEC. Users are responsible for making investment decisions and are advised to obtain independent professional advice before acting on or using this information.